

BlightStat

City of New Orleans

December 16, 2010

Agenda

- Welcome and Introductions
- Fight Blight Day Report (8:05-8:30)
- Inspections (8:30 – 8:45)
- Hearings (8:45 – 9:00)
- Abatement (9:00 – 9:20)
- Disposition (9:20 – 9:40)

Fight Blight Day

Fight the Blight Day

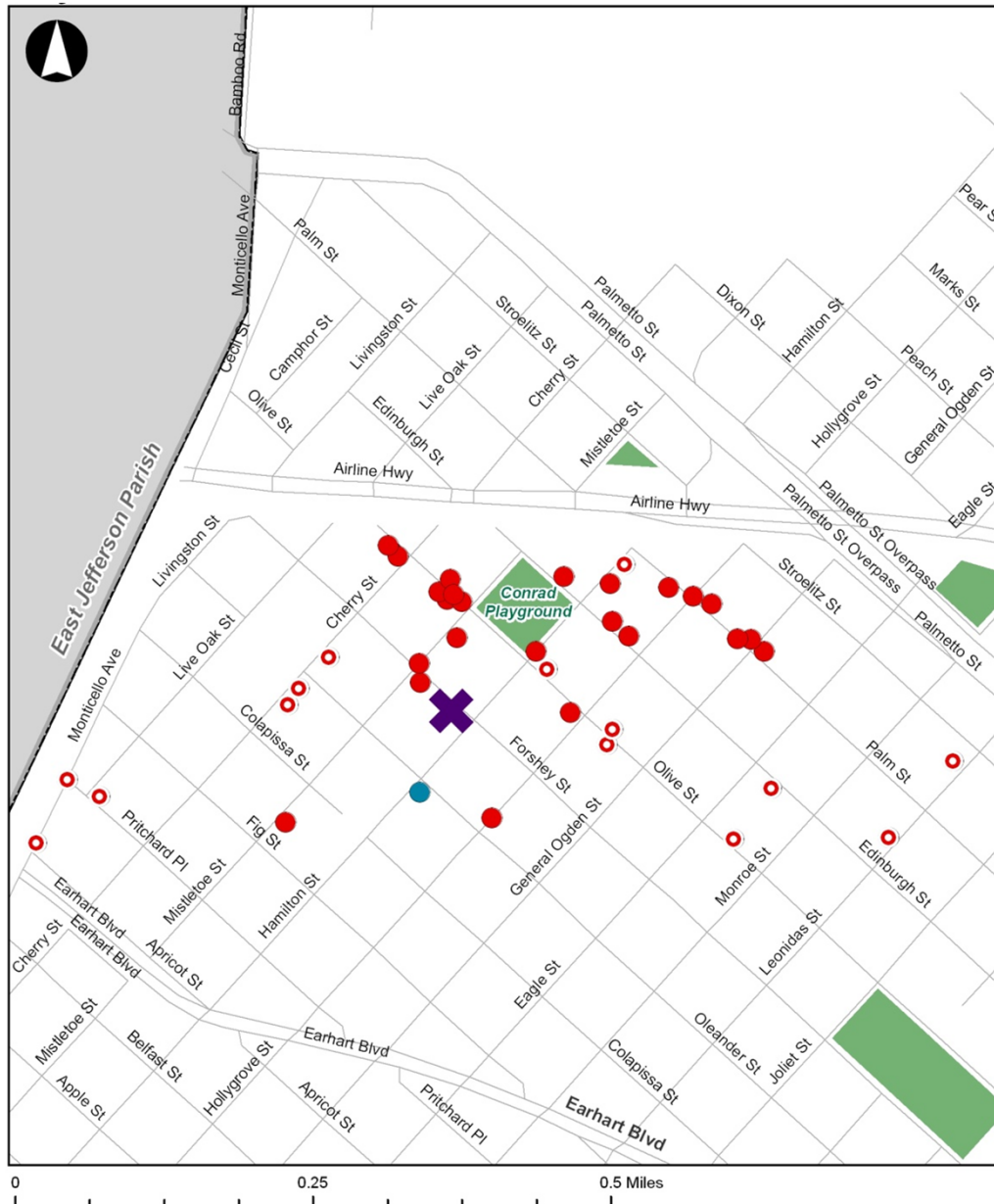
December 11, 2010

Preliminary Report



208+	registered volunteers + spontaneous helpers
3	hours on Saturday morning
5	strategic sites across the city
18+	abandoned cars towed
55+	abandoned cars tagged
5	catch basins repaired
57+	gallons of paint used
11	demolitions
183	code/health citations issued
890	neighborhood property assessments

DISTRICT A: Conrad Playground, Hollygrove



- Litter abatement at park
- Neighborhood assessment
 - 64 properties assessed¹
- Hollygrove Community Center:
 - Trimming overgrowth
 - Board building/remove fence
- ✖ 1 Demolition²
- 1 Grass cut/debris removed³
- 30 Code citations issued⁴
- 20 Health citations issued⁵

1. Kristen Phillips, Code Enforcement (12-15-2010)
2. Winston Reid, Code Enforcement (12-15-2010)
3. Wesley Taylor, Environmental Health (12-15-2010)
4. Winston Reid, Code Enforcement (12-15-2010)
5. Wesley Taylor, Environmental Health (12-15-2010)

Notes: Due to address quality, 12 addresses were not mappable. Data are from field, not from Accela. Citations issued do not necessarily represent new cases opened; newly cited properties may already be in system.

DISTRICT B: A.L. Davis Playground, Central City

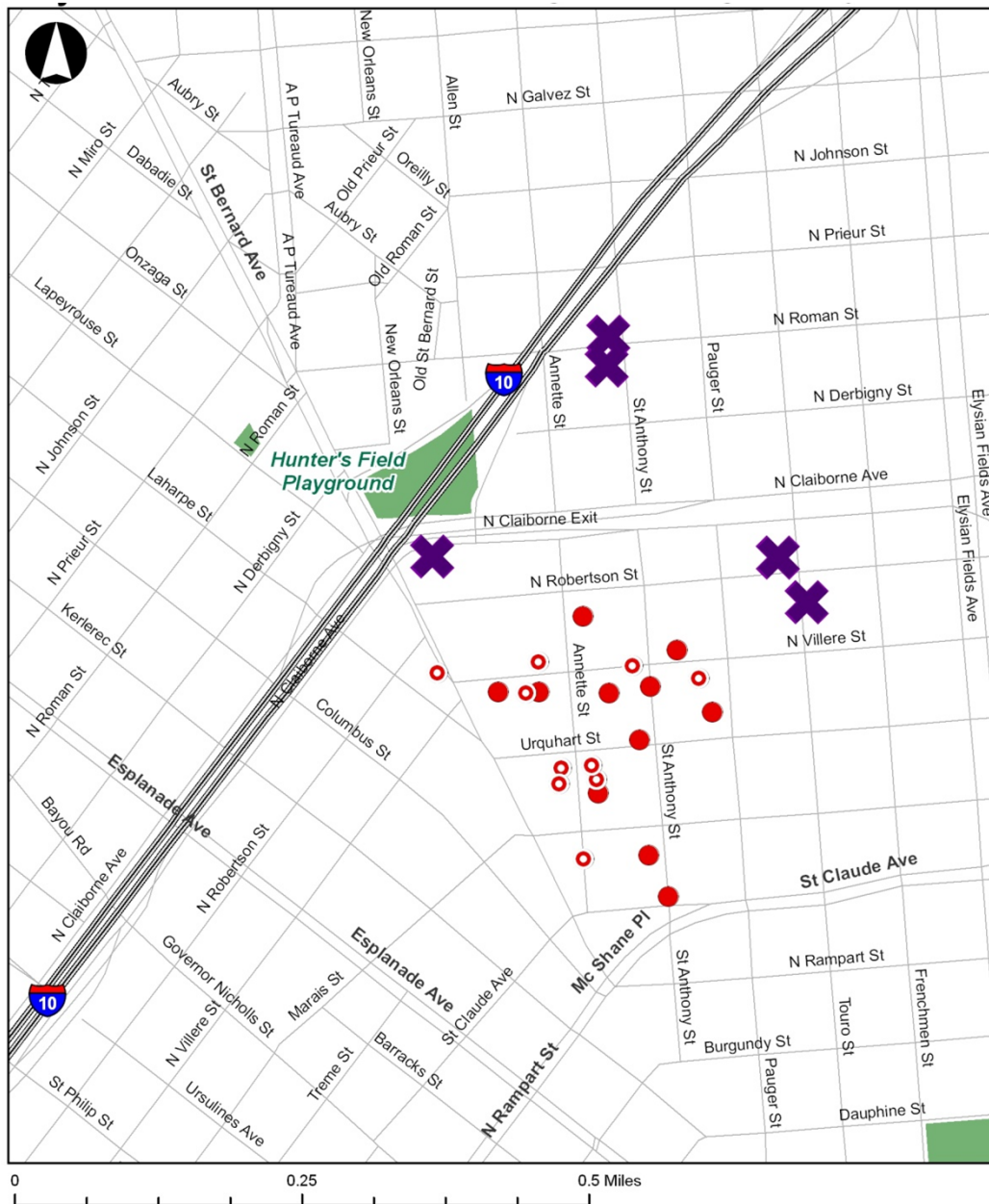


- Planting in onsite planters
- Litter abatement
- Neighborhood assessment
 - 403 properties¹
- ✖ 0 Demolitions²
- 0 Grass cut/debris removed³
- 32 Code citations issued⁴
- 14 Health citations issued⁵

1. Kristen Phillips, Code Enforcement (12-15-2010)
2. Winston Reid, Code Enforcement (12-15-2010)
3. Wesley Taylor, Environmental Health (12-15-2010)
4. Winston Reid, Code Enforcement (12-15-2010)
5. Wesley Taylor, Environmental Health (12-15-2010)

Notes: Due to address quality, 3 addresses were not mappable. Data are from field, not from Accela. Citations issued do not necessarily represent new cases opened; newly cited properties may already be in system.

DISTRICT C: Hunter's Field Park, 7th Ward



- Painting main building benches, steps, etc.
- Weeding
- Litter abatement
- Neighborhood assessment
 - 38 properties reported¹

- ✕ 5 Demolitions²
- 0 Grass cut/debris removed³
- 15 Code citations issued⁴
- 12 Health citations issued⁵

1. Kristen Phillips, Code Enforcement (12-15-2010)
2. Winston Reid, Code Enforcement (12-15-2010)
3. Wesley Taylor, Environmental Health (12-15-2010)
4. Winston Reid, Code Enforcement (12-15-2010)
5. Wesley Taylor, Environmental Health (12-15-2010)

Notes: Due to address quality, 6 addresses were not mappable. Data are from field, not from Accela. Citations issued do not necessarily represent new cases opened; newly cited properties may already be in system.

DISTRICT D: Milne Playground, Milneburg

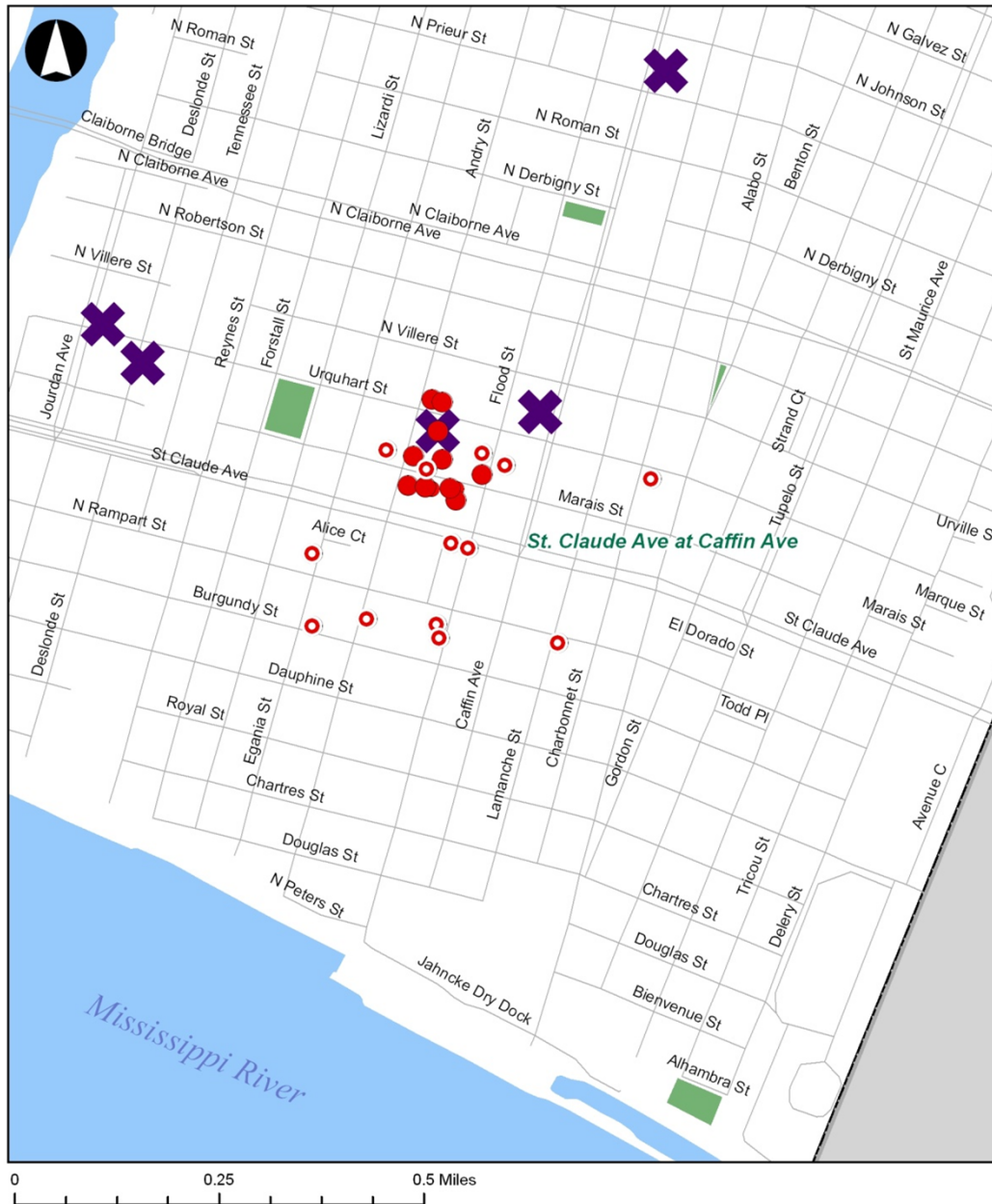


- Litter abatement
- Tree Planting
- Board up Milne Boys Home
- Neighborhood assessment
 - 0 properties¹
- ✖ 0 Demolitions²
- 1 Grass cut/debris removed³
- 14 Code citations issued⁴
- 12 Health citations issued⁵

1. Kristen Phillips, Code Enforcement (12-15-2010)
2. Winston Reid, Code Enforcement (12-15-2010)
3. Wesley Taylor, Environmental Health (12-15-2010)
4. Winston Reid, Code Enforcement (12-15-2010)
5. Wesley Taylor, Environmental Health (12-15-2010)

Notes: Due to address quality, 4 addresses were not mappable. Data are from field, not from Accela. Citations issued do not necessarily represent new cases opened; newly cited properties may already be in system.

DISTRICT E: St. Claude Avenue at Caffin



- Litter abatement
- Neighborhood assessment
 - 385 properties reported¹
- ✕ 5 Demolitions²
- 0 Grass cut/debris removed³
- 15 Code citations issued⁴
- 19 Health citations issued⁵

1. Kristen Phillips, Code Enforcement (12-15-2010)
2. Winston Reid, Code Enforcement (12-15-2010)
3. Wesley Taylor, Environmental Health (12-15-2010)
4. Winston Reid, Code Enforcement (12-15-2010)
5. Wesley Taylor, Environmental Health (12-15-2010)

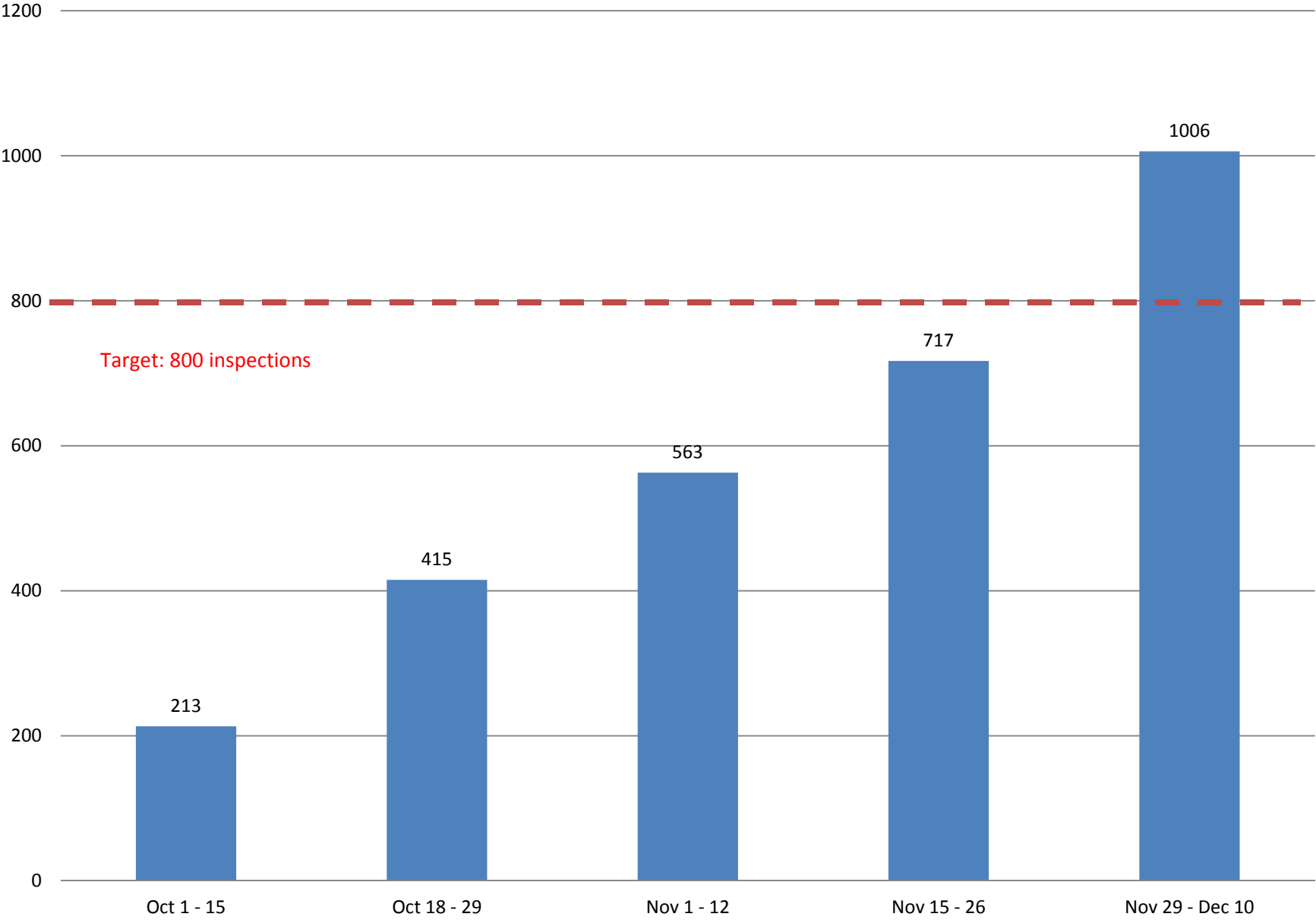
Notes: Due to address quality, 9 addresses were not mappable. Data are from field, not from Accela. Citations issued do not necessarily represent new cases opened; newly cited properties may already be in system.

Acknowledgements

- Trinity Christian Community
- Central City Partnership
- Jericho Road
- Rebuilding Together
- 7th Ward Neighborhood Center
- Beacon of Hope
- Lowernine.org
- L9 Sustainable Community Center
- NENA
- L9 Homeowners Association
- Holy Cross Neighborhood Association
- Sankofa CDC

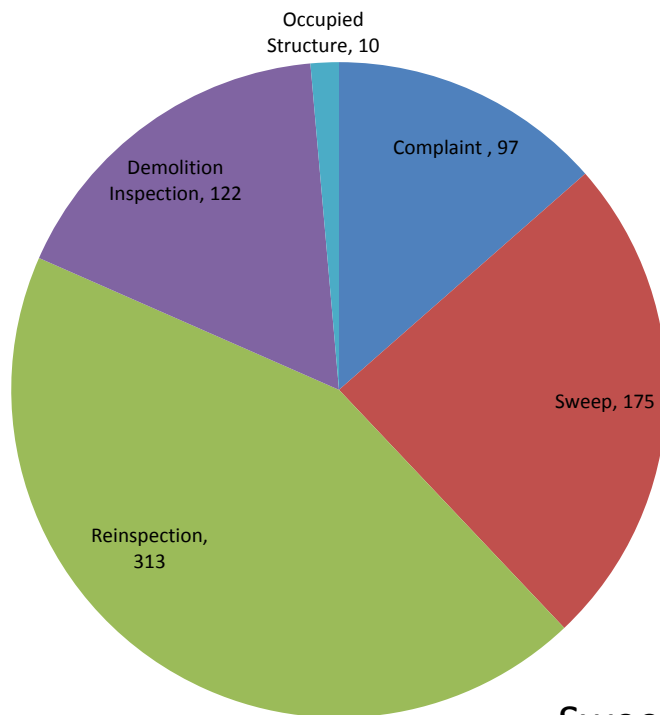
Inspections

Structure Inspections

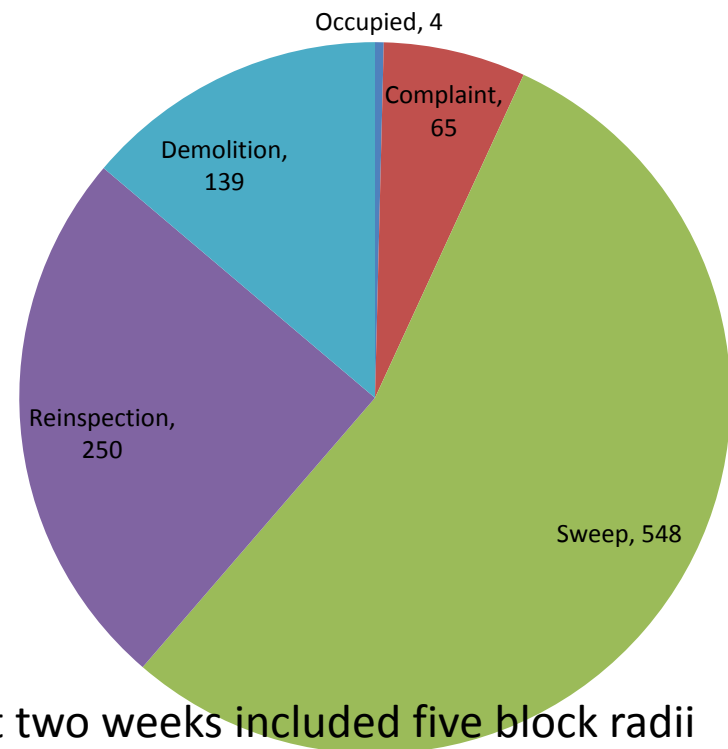


Target: 800 inspections

**Structure Inspections by Type,
November 15 – 26
717 total inspections**



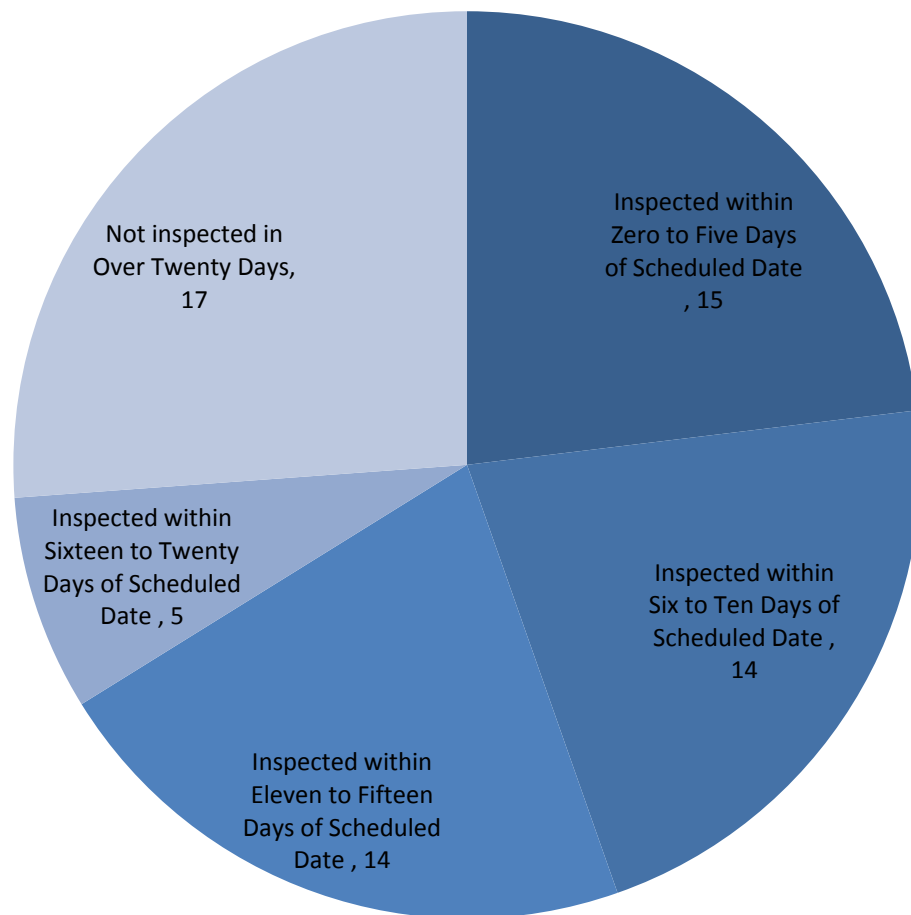
**Structure Inspections by Type
Nov 29 – Dec 30
1006 total inspections**



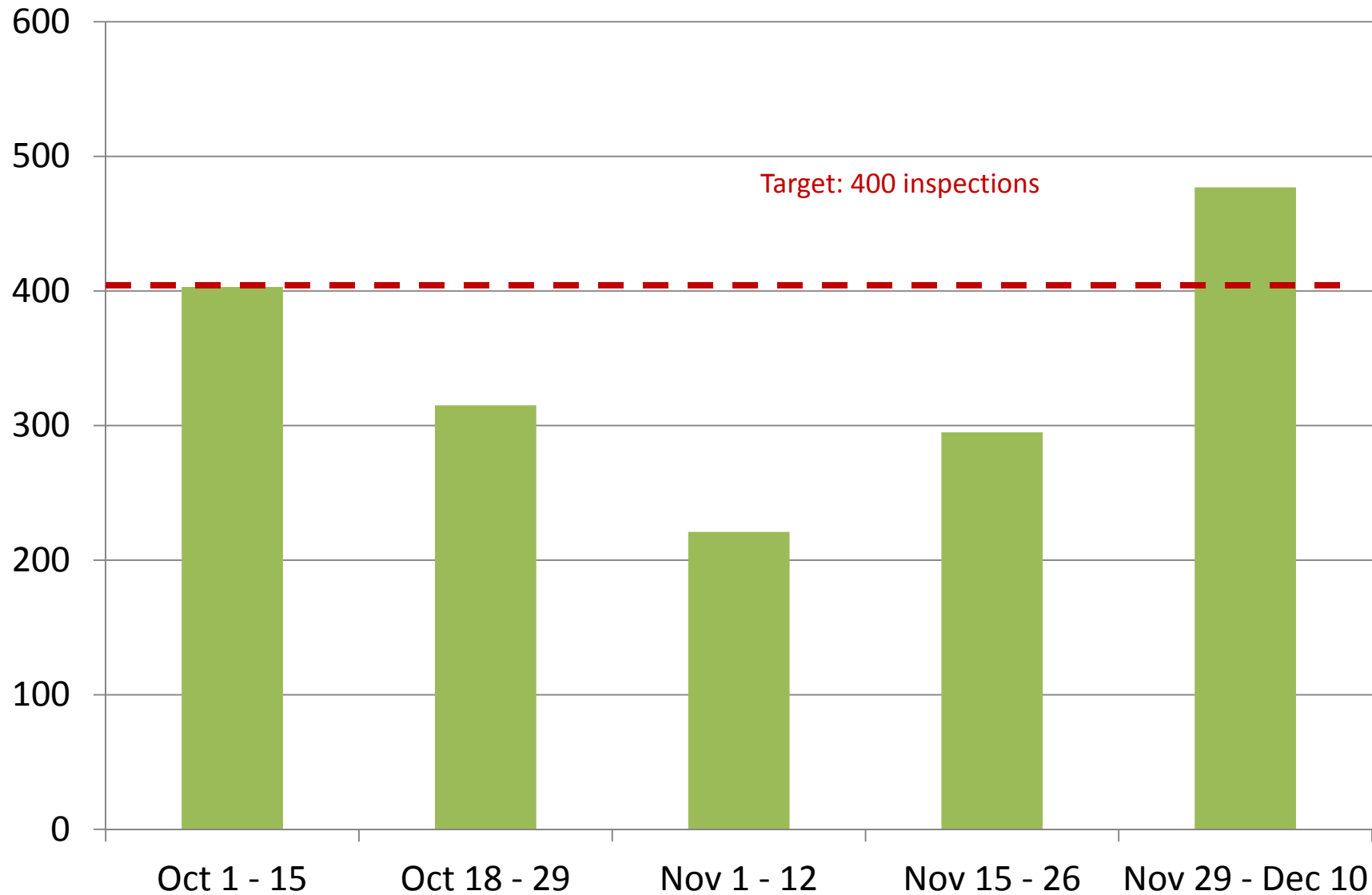
Sweeps in last two weeks included five block radii around the following locations: Wicker, Warren Easton, Nelson, Laurel, and McDonough 35

**Response Times for 65 Complaint
Inspections
Nov 29 – Dec 10**

- The figures at right represent the time that has transpired from the first call to the date of the inspection (calls not inspected in over twenty days were received by code enforcement in early November at the latest)

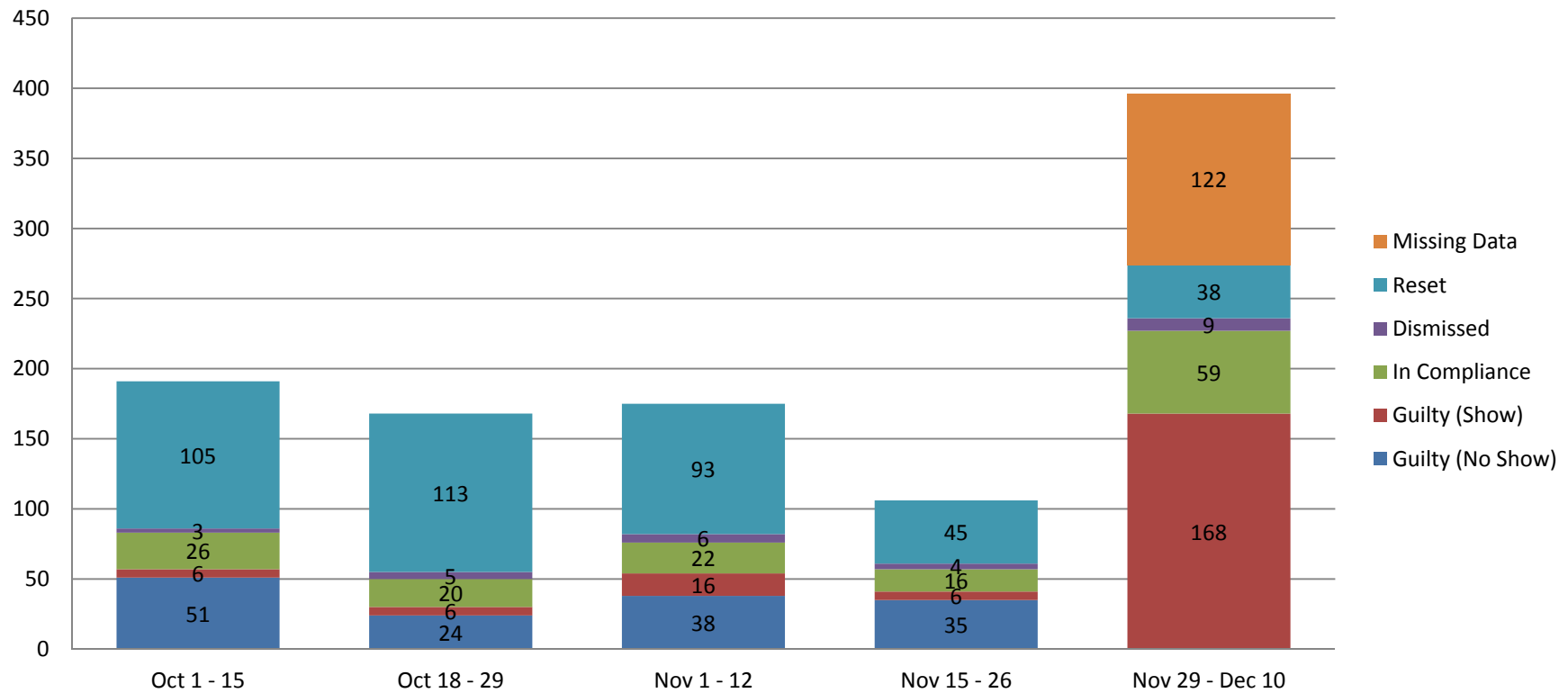


Lots Inspected



Hearings

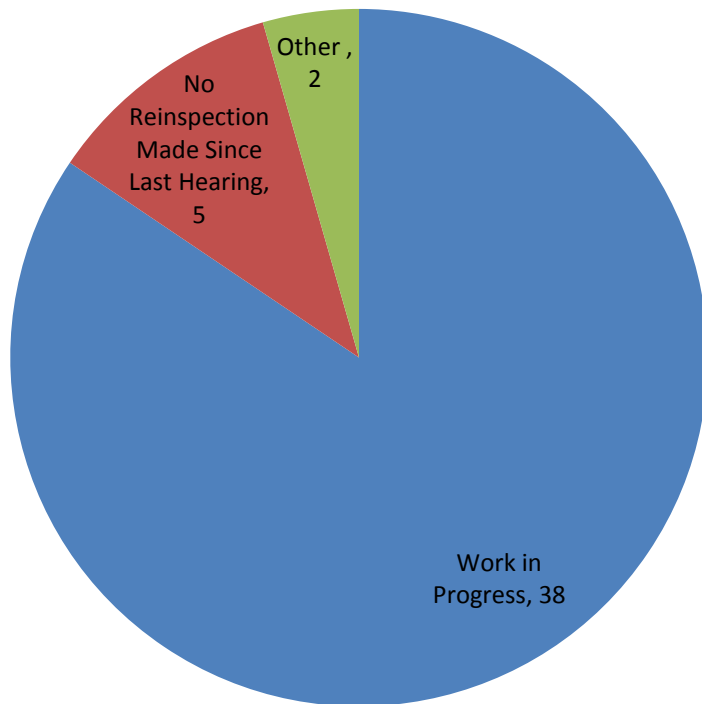
Code Hearings



- Hearings from Nov 29 – Dec 10 were the first merged code enforcement and environmental health hearings
- A total of 143 properties brought to code enforcement hearings have come into compliance since October 1

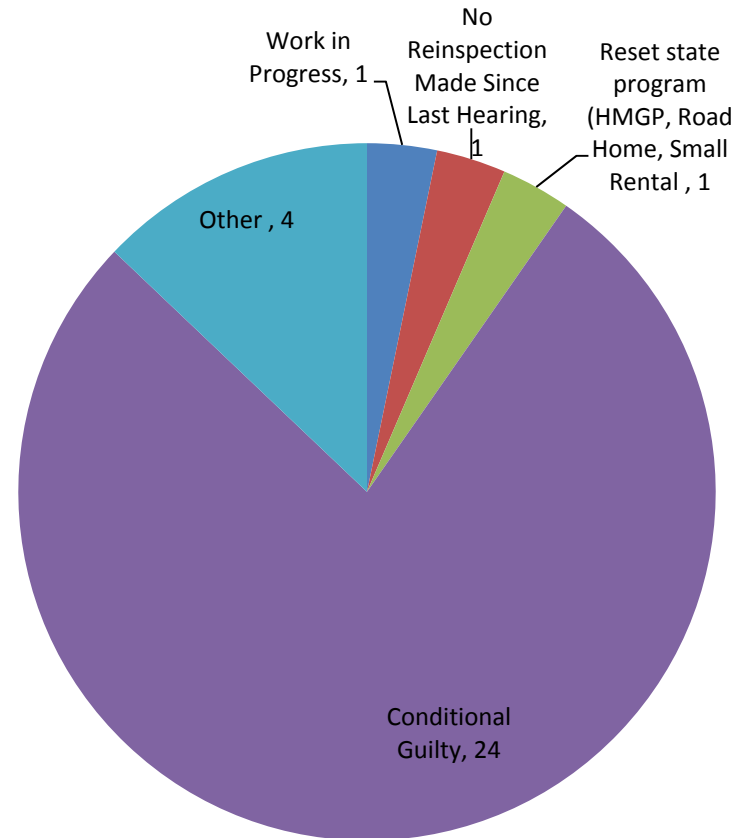
Resets by Type, Nov 15 – 26

Total Resets: 45

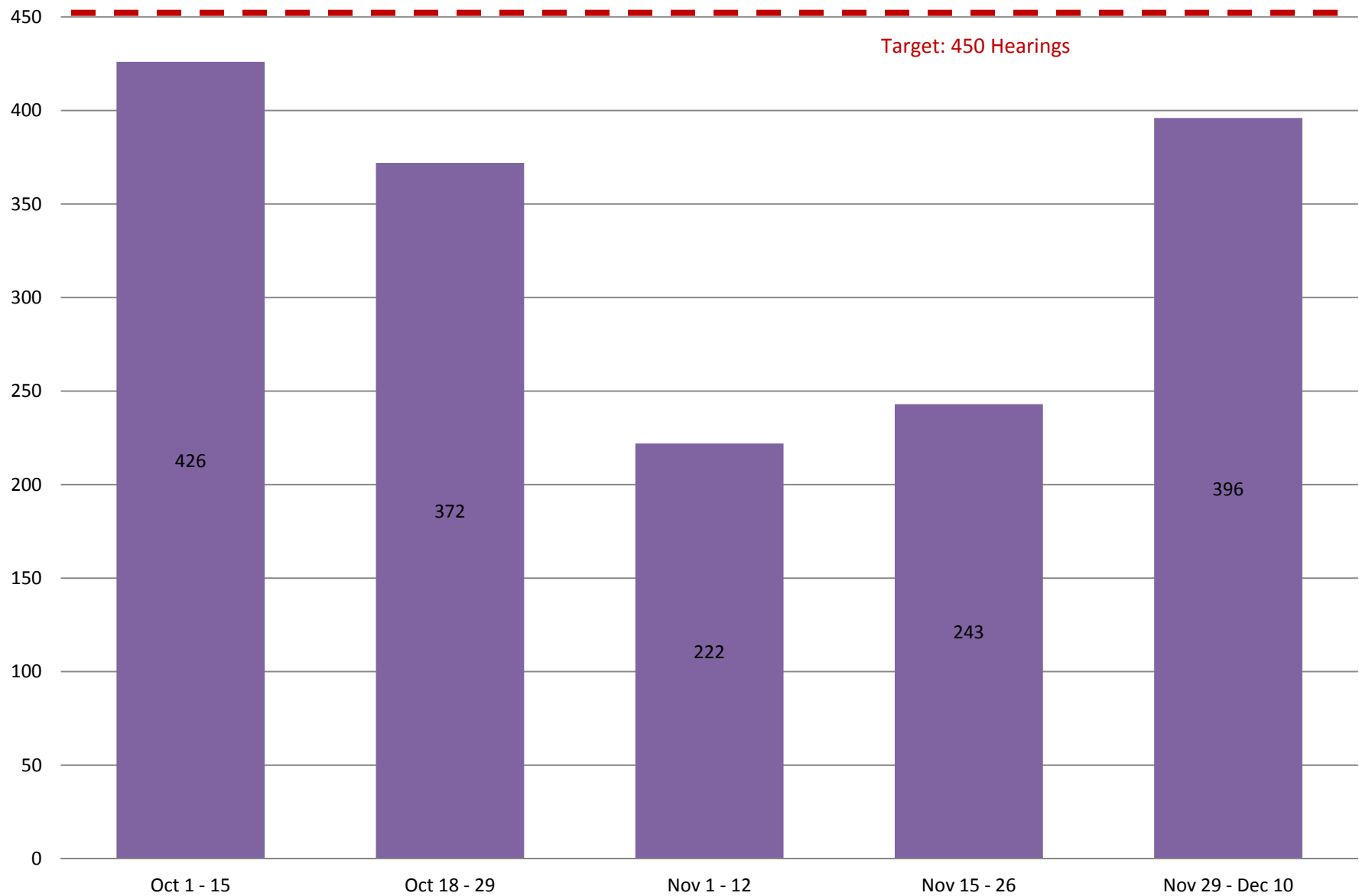


Resets by Type, Nov 29 – Dec 10

Total Resets: 38



Total Combined Hearings



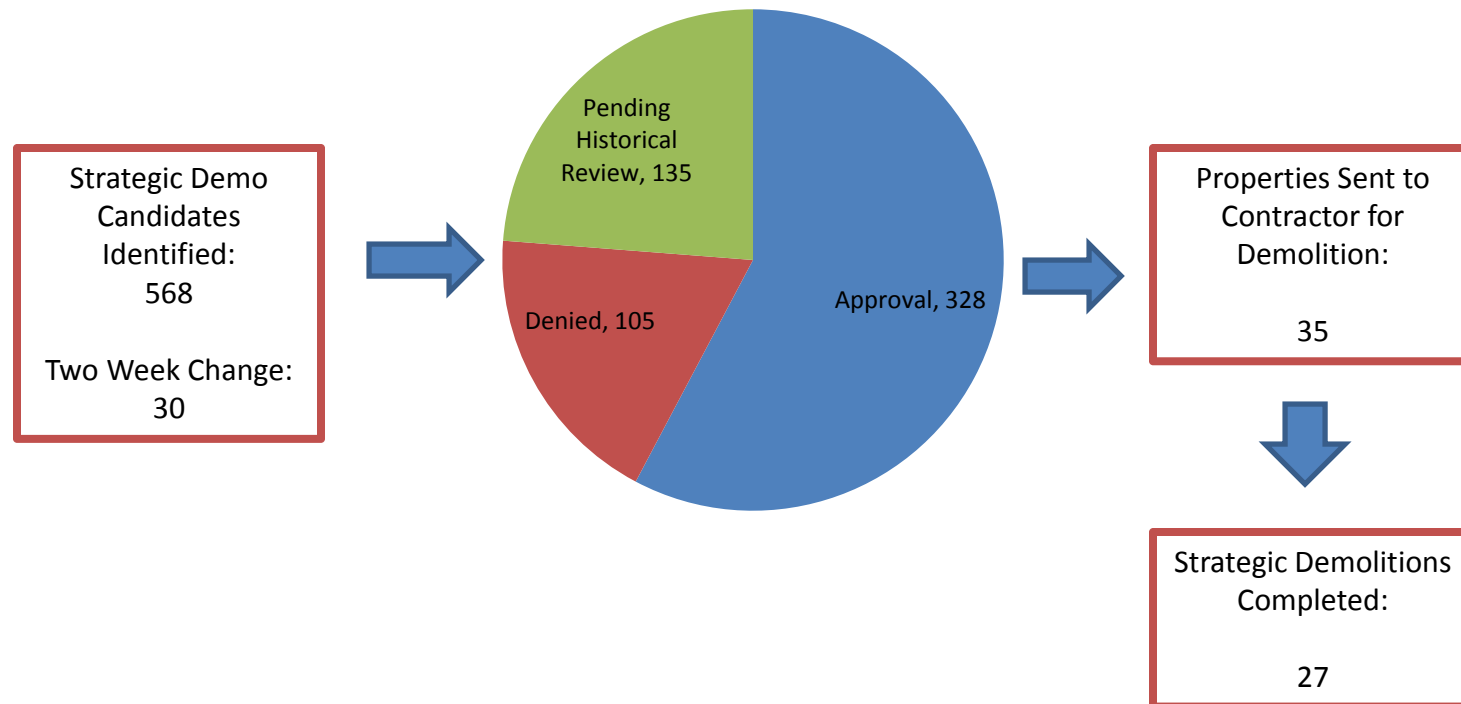
Source: Code Enforcement and Environmental Health, December 13, 2010

Abatement

Abatement

	Target per 2 Week Period	Oct 1 - 15	Oct 18 - 29	Nov 1 - 12	Nov 15 – 26	Nov 29 – Dec 10
Abatement						
Demolitions	50	24	12	6	46	43
Imminent Danger of Collapse		24	12	6	13	16
Strategic Demolition		0	0	0	33	27
Grass Cuttings	150	67	153	106	62	153
Illegal Dumping Sites Cleared		34	28	44	33	59
Tires Removed and Disposed		1101	647	300	456	1434

Strategic Demolition Status



FEMA Trailers – Plan for Solutions

Solution	Number of Units
Pending Deactivation	18
Donation	1
Rebuild - all	163
Nonprofit Rebuilding Pilot Program	70
City Disabled and Elderly Program	3
Other Rebuild Program	10
Road Home/HMGP	5
Self	75
Housing Choice Rental Vouchers	38
Rental Assistance	1
Purchased New Unit	1
Relocating	2
TOTAL	224

Letters from Safety and Permits have been sent to all residents notifying that building codes related to trailers will be enforced

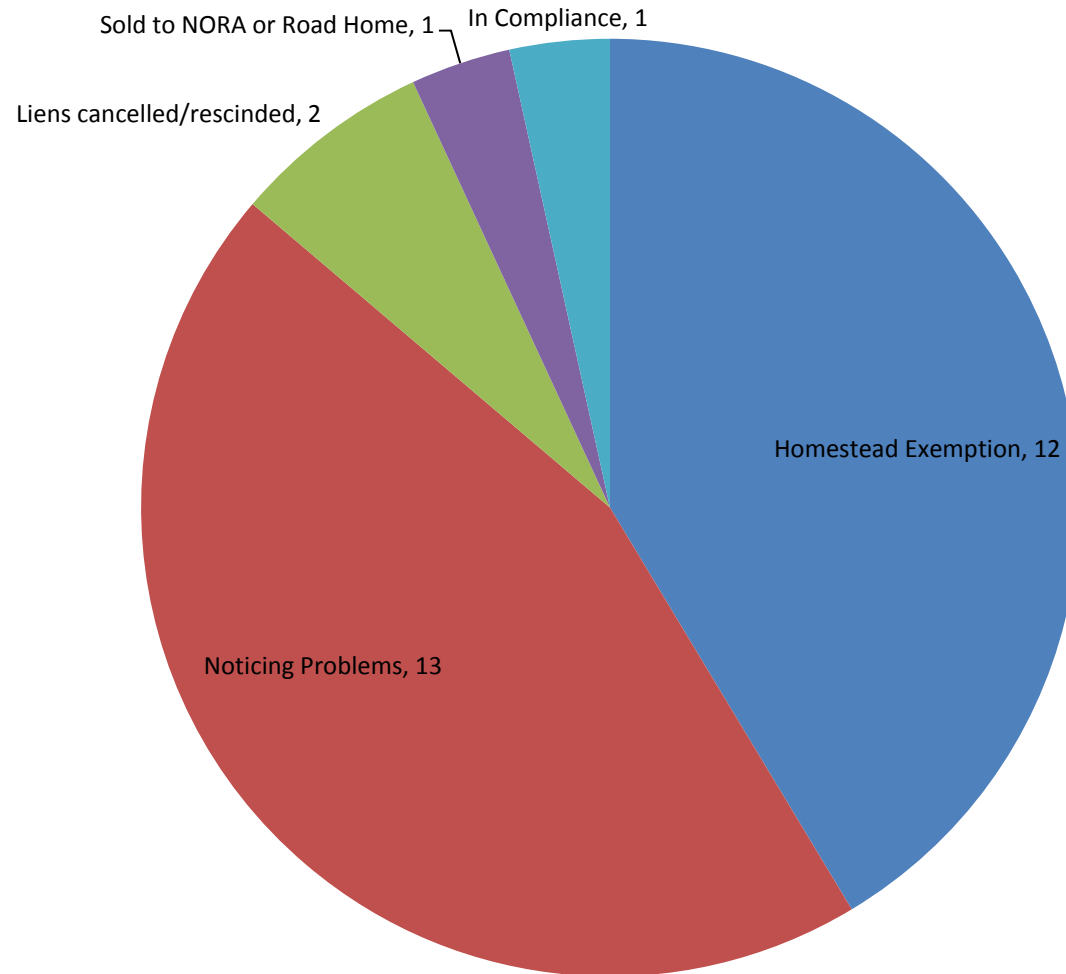
All residents have been paired with a solution to find permanent housing

Disposition

Sheriff Sale Review

	Target per 2 Week Period	Oct 1 - 15	Oct 18 - 29	Nov 1 - 12	Nov 15 – 26	Nov 29 – Dec 10
Sheriff Sales	100	156	161	137	86	77
Files Reviewed						
		131	61	24	36	30
Files Rejected						
		5	16	12	11	13
Files Approved		5	7	8	3	10
Files Moved to CDC	10	3	0			
Scheduled for Sheriff Sale						
		20	84	101	39	31
Files Awaiting Final Determination						

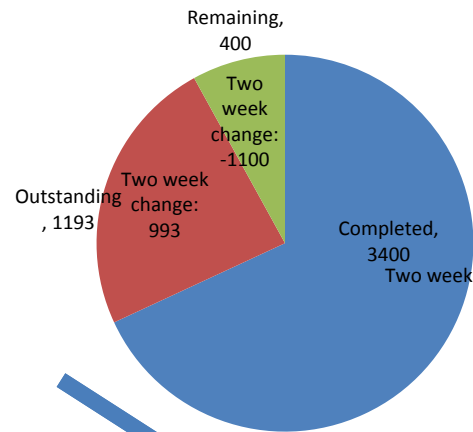
Reasons for Rejecting Sheriff's Sale Files Nov 29 – Dec 10



Source: Law Dept, December 13, 2010

NORA Property Disposition Status

Appraisals

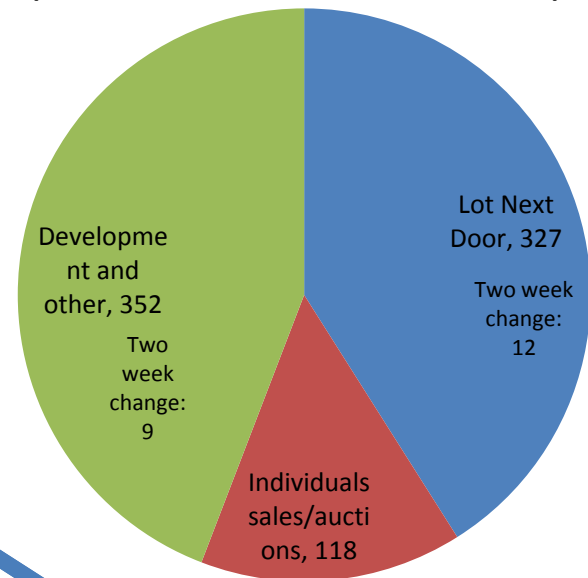


Pending Transactions

- 655 purchase agreements
- No change since last reporting period

Closings

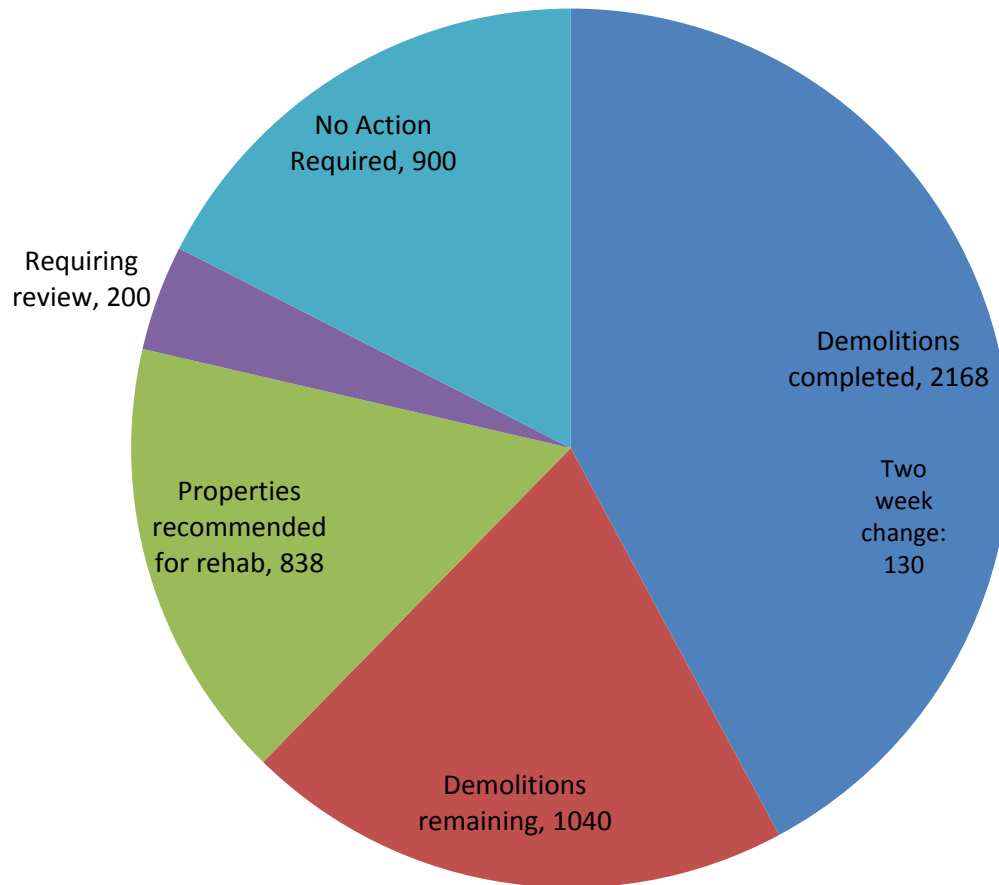
(797 cumulative, 22 in last two weeks)



Two week change: 1

Source: NORA, December 14, 2010

NORA Demolitions



- Demolitions include structures, slab removals, residual concrete, etc.
- NORA bases demolition recommendations on individuals site visits, assessment of structure, elevation of structure, impact of demolition on block character, neighborhood input, construction activity, purchaser input, and market vitality
- All demolition recommendations are subject to HDLC and NCDC jurisdiction as applicable