



CITY OF NEW ORLEANS

Blight**STAT**

Reporting Period: February, 2012

www.nola.gov/opa

Agenda

8:00-8:30 Inspections

8:30-9:00 Hearings

9:00-9:20 Abatement

9:20-9:40 Code Lien Foreclosures

9:40-10:00 Reinvestment

Blight**STAT** feedback form on back page of presentation

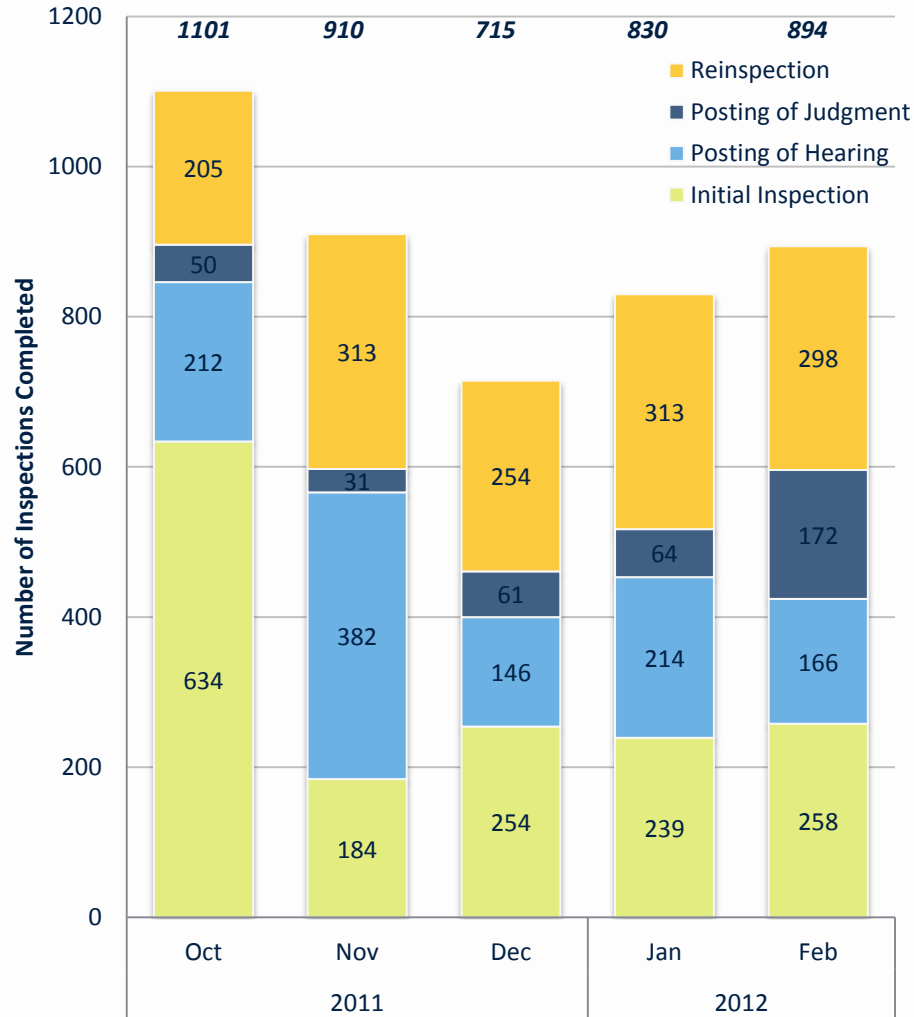


INSPECTIONS

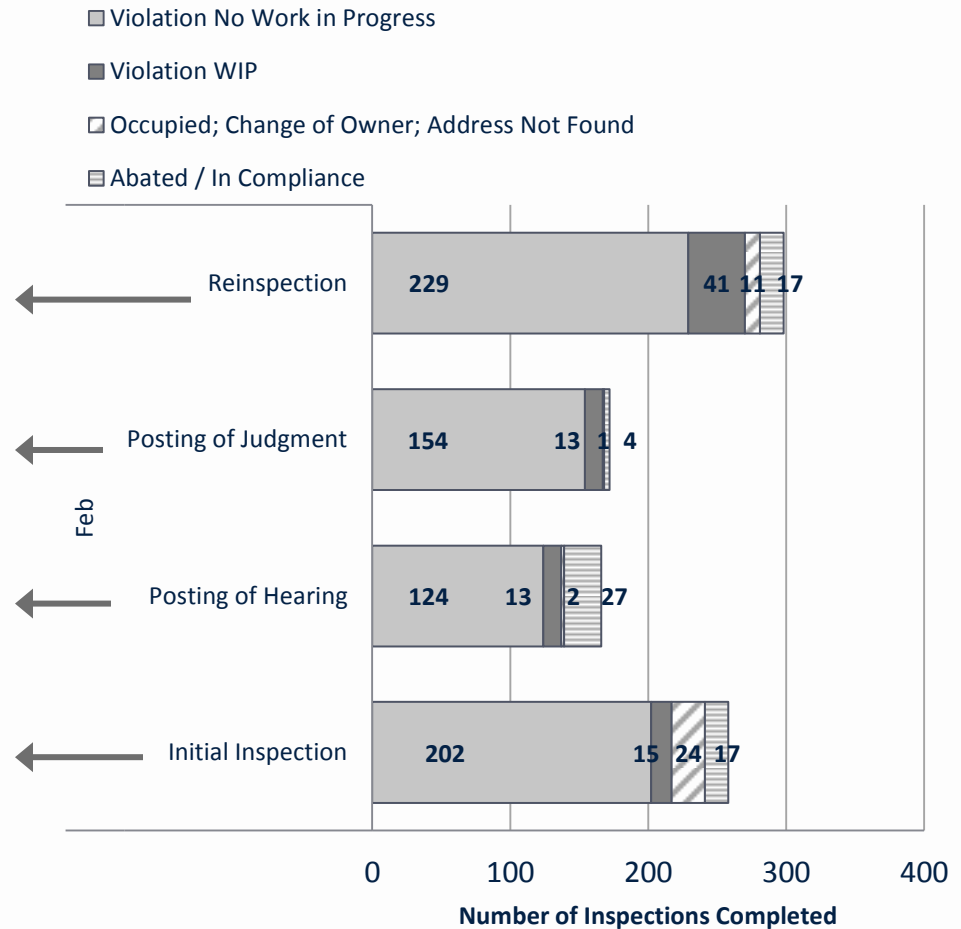


Inspections by Type and Result

Type of Inspection by Month



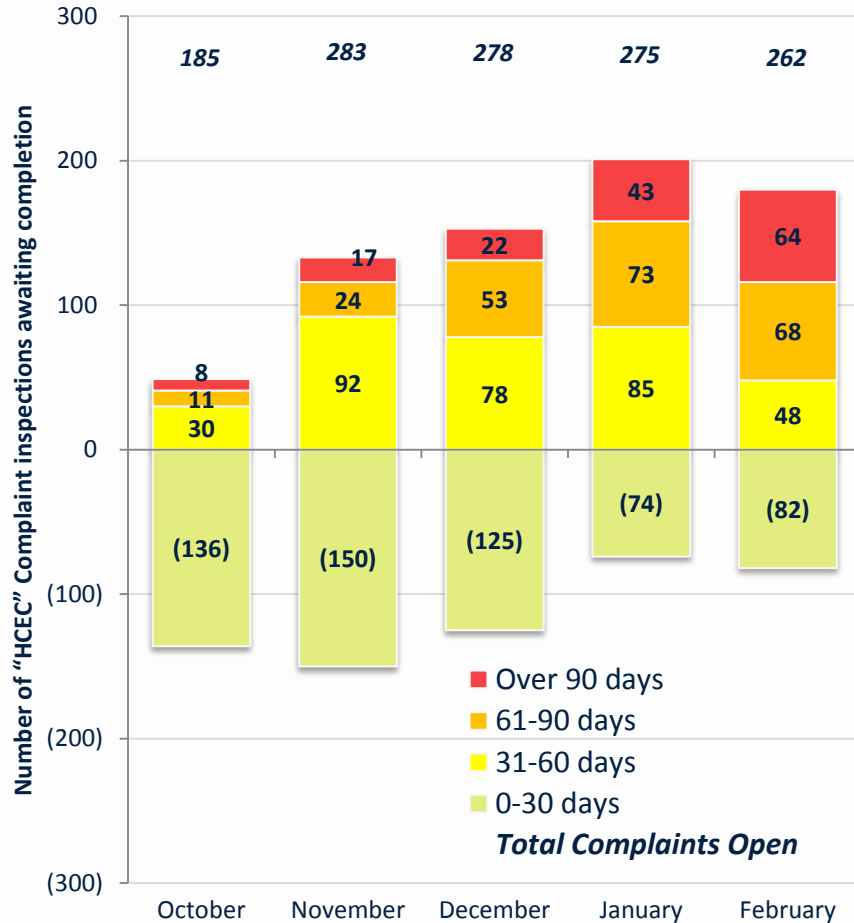
Inspection Findings by Type of Origin



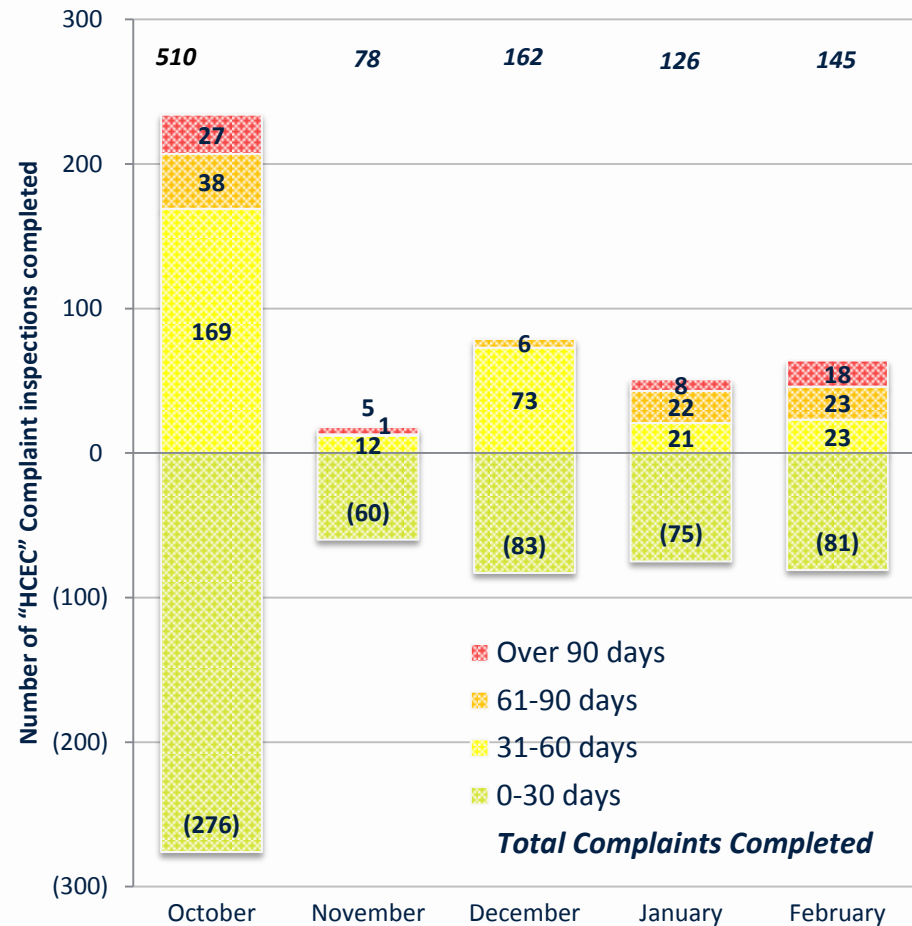
Timeliness of Inspections

Service Level Agreement (SLA) is to complete initial inspections within 30 days of scheduled date

Majority of Open Complaint Inspections Exceed SLA

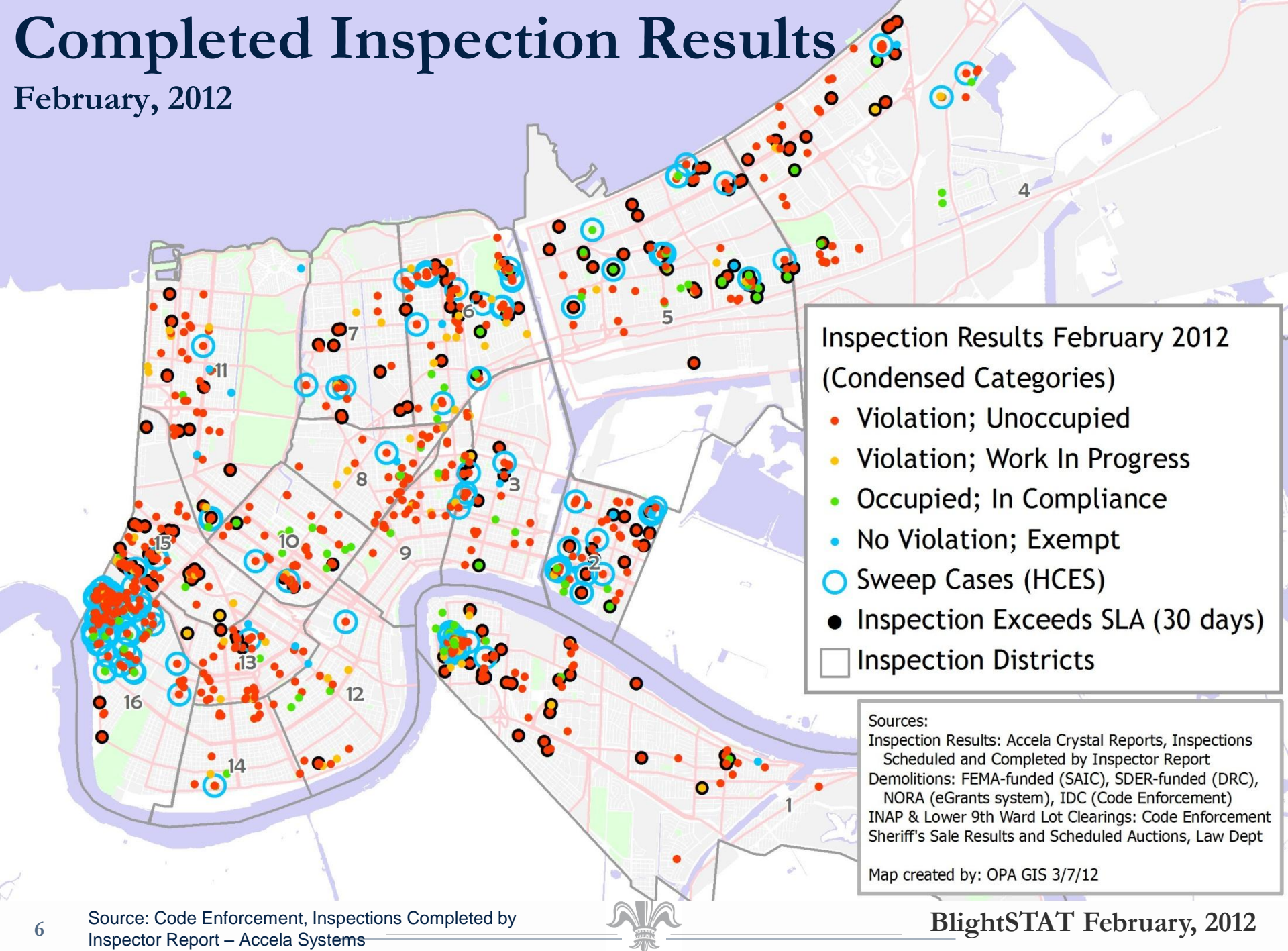


Completed Complaint Inspections



Completed Inspection Results

February, 2012



Source: Code Enforcement, Inspections Completed by Inspector Report – Accela Systems

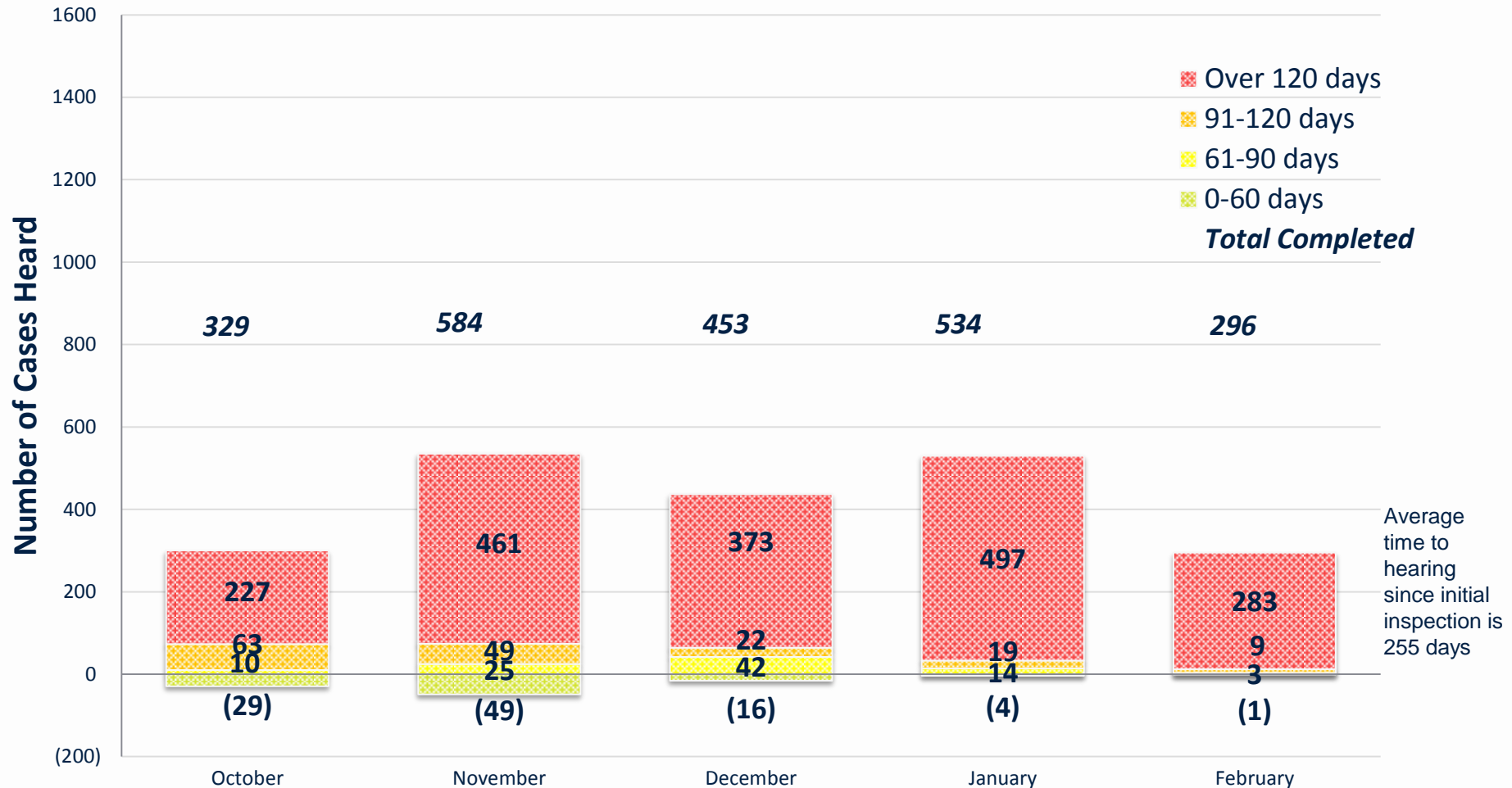
BlightSTAT February, 2012

HEARINGS



Timeliness of Hearings Process

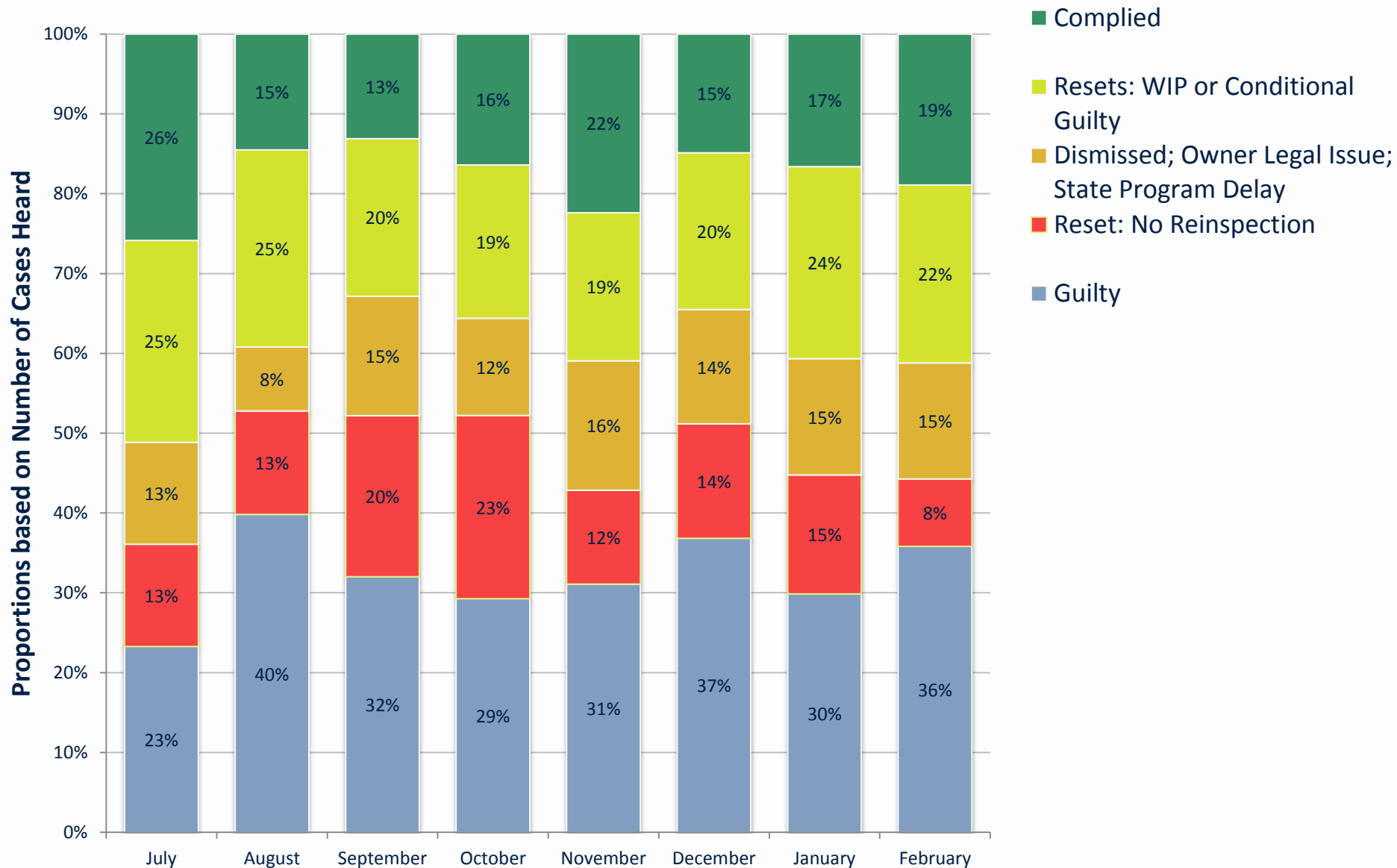
Majority of Cases Reviewed by Hearings Bureau Exceed SLA of 60 days



Note: *Correct procedure for backlog creation is currently under review

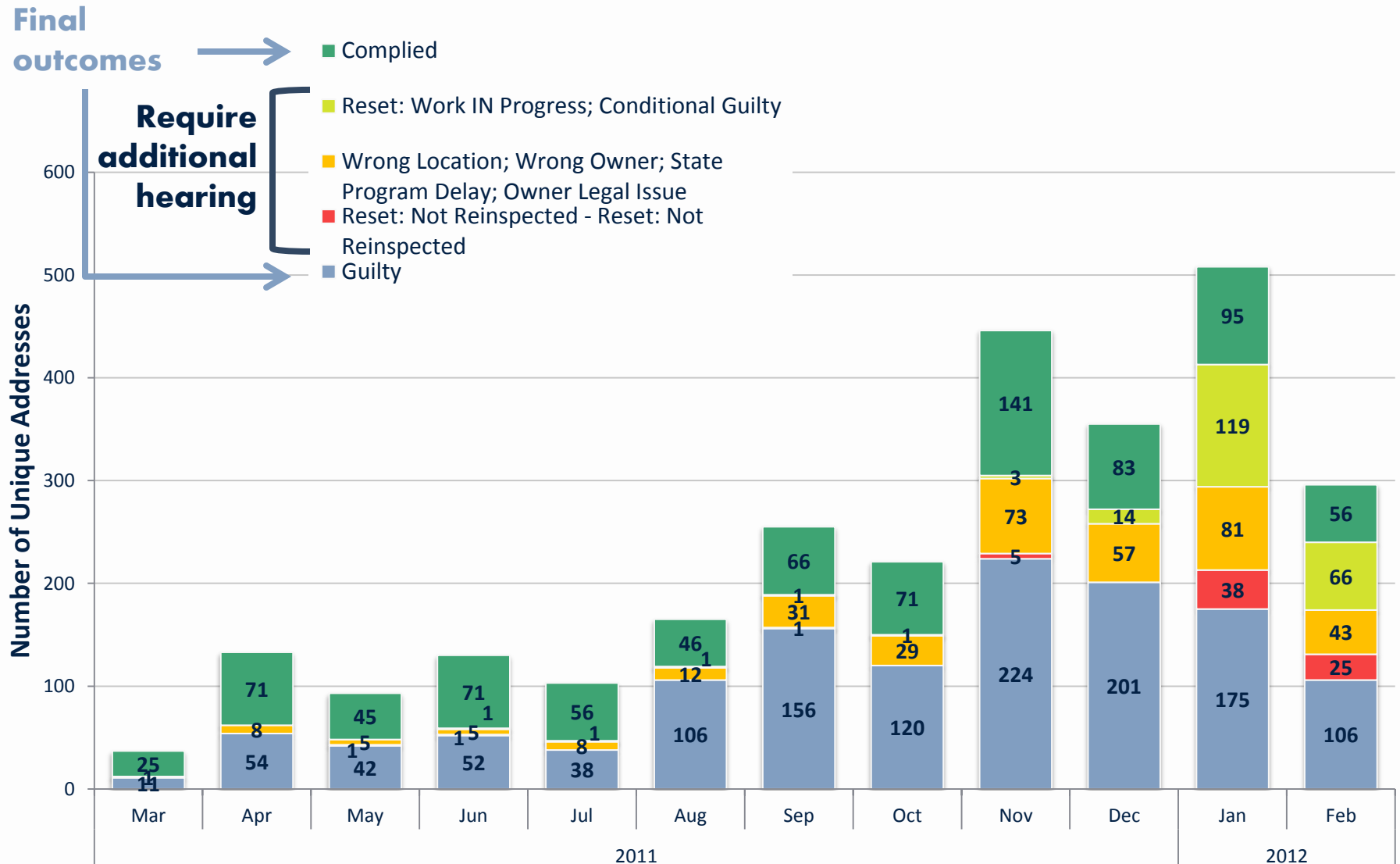


Distribution of Hearings Outcomes



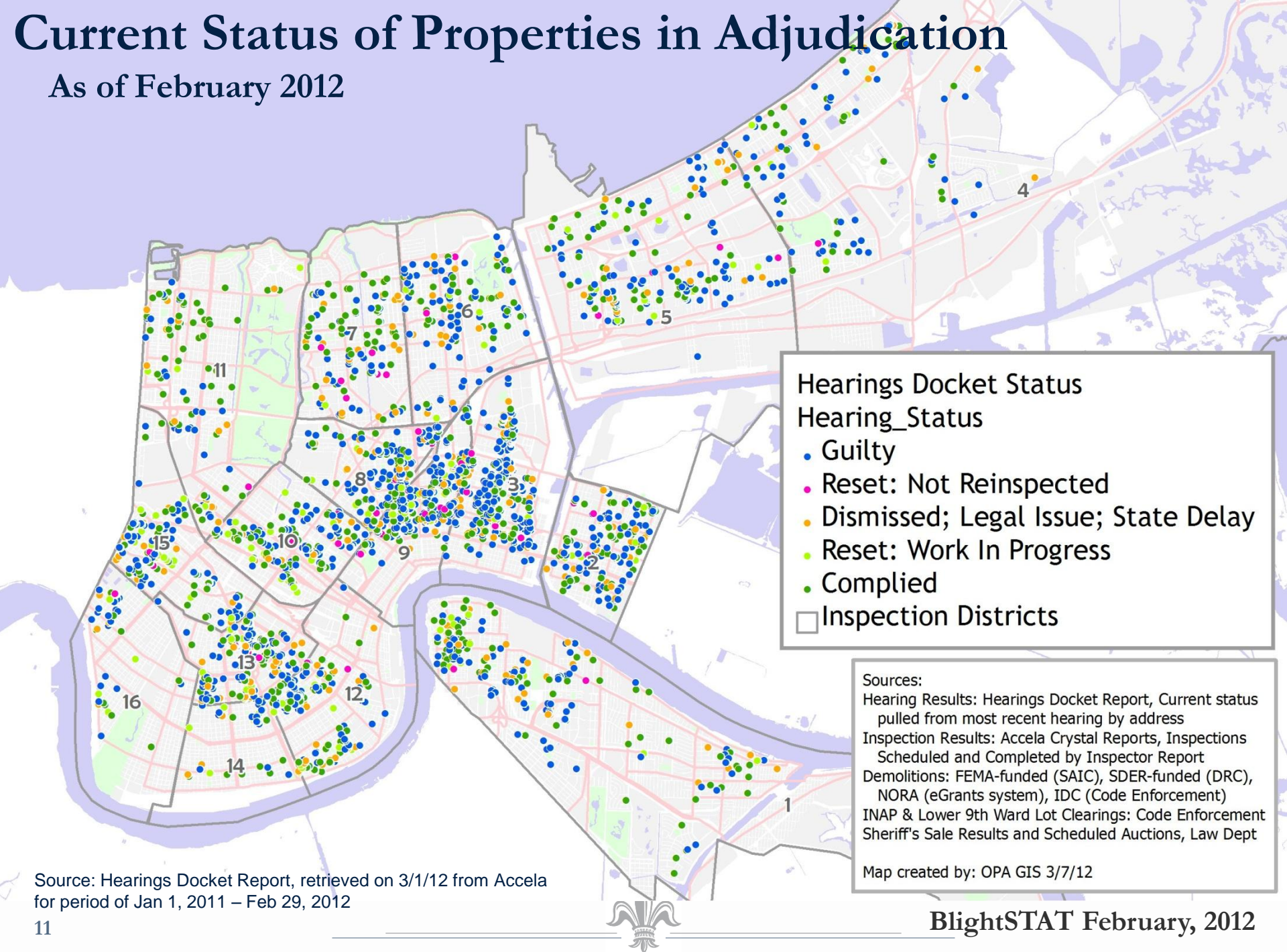
What is the Final Outcome of the Hearings Process?

Current Status of Properties in Adjudication by Most Recent Hearing Date



Current Status of Properties in Adjudication

As of February 2012



Source: Hearings Docket Report, retrieved on 3/1/12 from Accela for period of Jan 1, 2011 – Feb 29, 2012

Upcoming Hearings Information now available on

www.data.nola.gov



CITY OF NEW ORLEANS
MAYOR MITCHELL J. LANDRIEU



Active Alcohol Beverage Outlet (ABO) Licenses

Active ABO licenses as of Feb 24, 2012. Includes both businesses currently closed and open.



Upcoming Hearings Calendar

The Hearings Bureau sets properties for public hearing for the following agencies: Code Enforcement, HDLC, VCC, and Safety & Permits



Upcoming Hearings Calendar

Based on [Upcoming Hearings](#)

The Hearings Bureau sets properties for public hearing for the following agencies: Code Enforcement,

6	7	8
4737 CORINNE ST	2513 JOLIET ST	4729 CORINNE ST
13 LARK ST	2513 JOLIET ST, ACC#	10813 DREUX AVE
2438 LAMANCHE ST	4539 ROSEMONT PL	4729 CORINNE ST, ACC#
2781 SAGE ST	2117 PERDIDO ST	4627 GOOD DR
4614 CHRYSLER ST	545 VALLETTE ST	5151 TOULON ST
1935 ALMONASTER AVE	7541 WEAVER AVE	5835 CLARA ST
4834 PAPANIA DR	2125 PERDIDO ST	3100 METROPOLITAN ST, ACC#
5211 URQUHART ST	5744 WILTON DR	3100 METROPOLITAN ST
6317 DAUPHINE ST	538 POWDER ST	2604 3RD ST
1927 ARTS ST	2426 MISTLETOE ST	1910 MANDEVILLE ST
1561 N DERBIGNY ST	2303 MEXICO ST	14558 DUANE RD
939 POLAND AVE	2239 N ROBERTSON ST	5015 CORINNE ST
2440 INDEPENDENCE ST	8800 FORSHEY ST	4216 HAMBURG ST
2411 N CLAIBORNE AVE	5512 PEOPLES AVE	2112 FRANCE ST
1941 ARTS ST	1325 HORACE ST	5143 TOULON ST
1672 N CLAIBORNE AVE	4920 LAINE AVE	5355 BACCICH ST
1303 MONTEGUT ST	4243 DALE ST	439 16TH ST
2643 ALMONASTER AVE	3405 BOYD ST	1210 POLAND AVE, ACC#
2158 ABUNDANCE ST	2746 AMELIA ST	815 PLEASANT ST



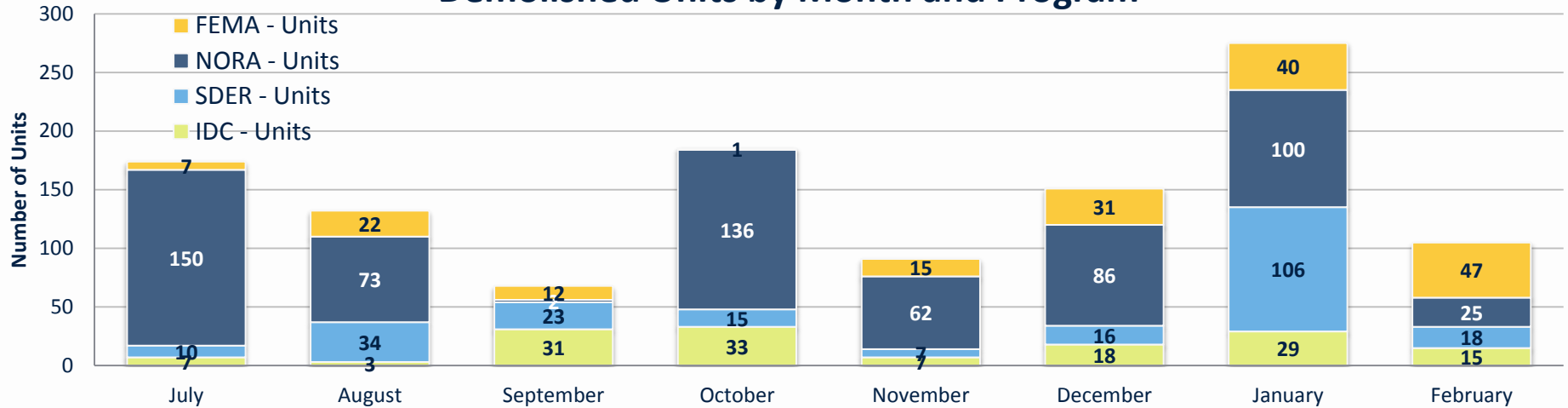
BlightSTAT February, 2012

ABATEMENT

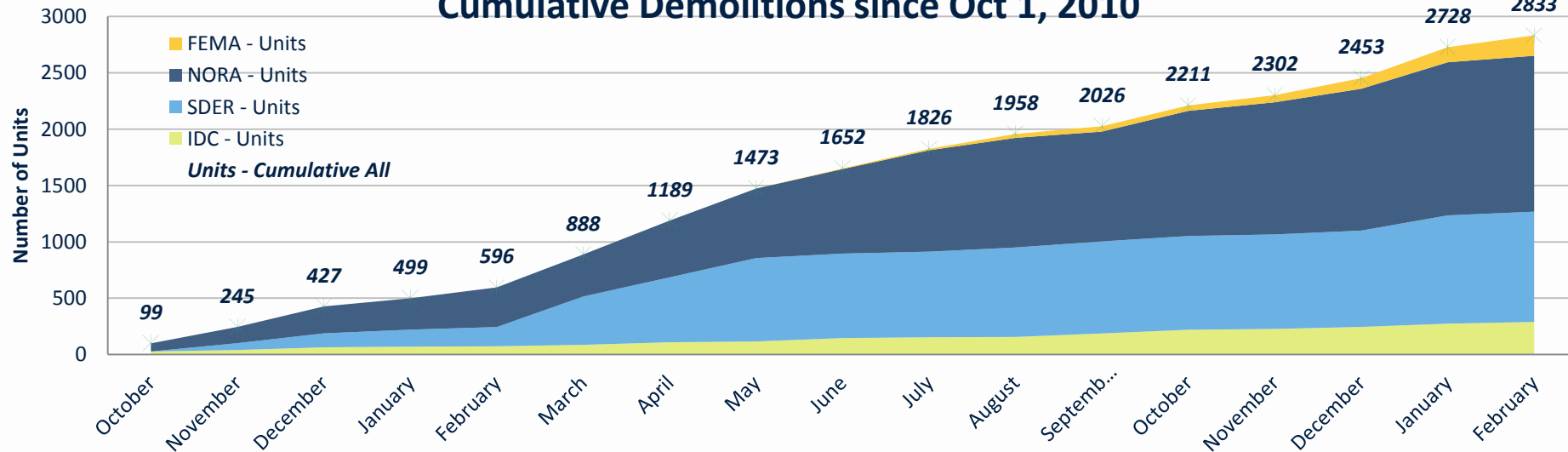


Demolitions by Program

Demolished Units by Month and Program



Cumulative Demolitions since Oct 1, 2010

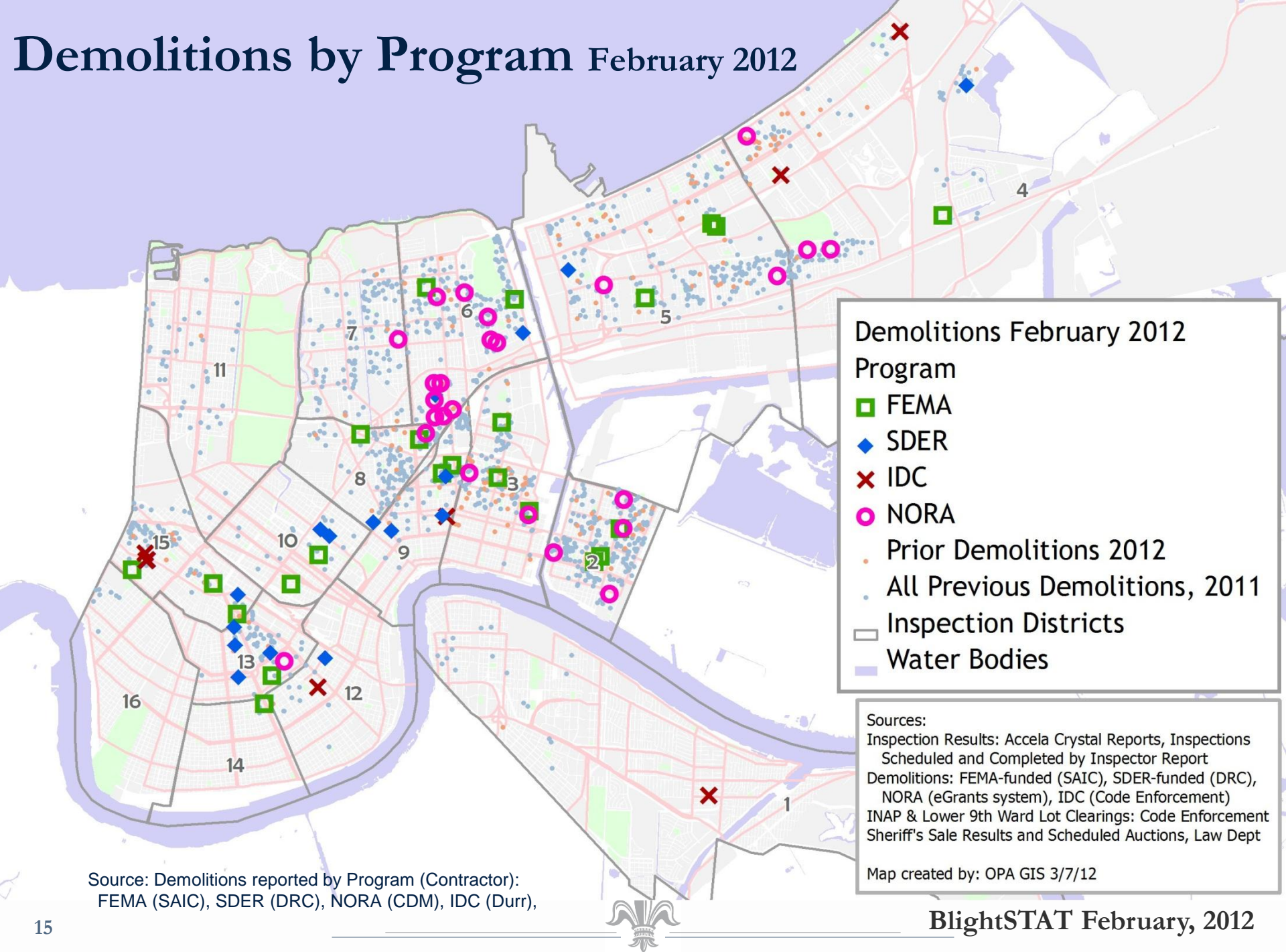


Source: Demolitions reported by Program (Contractor):
FEMA (SAIC), SDER (DRC), NORA (CDM), IDC (Durr),



BlightSTAT February, 2012

Demolitions by Program February 2012



New Orleans FEMA Demolitions

February 2012

Phase	Jan	Feb	Properties	Change	Description
01 LLT/NORA	58	58		0	<ul style="list-style-type: none"> Transferring from LLT to NORA ownership FEMA program can demo after transfer with City approval
02 Sheriff Sale	40	40		0	<ul style="list-style-type: none"> Processing for Sheriff sale Reviewing properties to determine best disposition Unsold properties can go to demolition Highly damaged properties may be demolished and sold
03 Inspection	88	97		+9	<ul style="list-style-type: none"> Does not have a future hearing date set Non-adjudicated and awaiting inspection and hearing
04 Hearing	70	56		-14	<ul style="list-style-type: none"> Has an initial or reset hearing date in the future Awaiting judgment
05 Noticing	49	19		-30	<ul style="list-style-type: none"> Newly adjudicated In process of notice of judgment and intent to demolish Homeowner appeal period
06 Local Historic	9	16		+7	<ul style="list-style-type: none"> Adjudicated and waiting historic committee meeting NCDC, HDLC, or City Council decision
07 Legal Review	42	40		-2	<ul style="list-style-type: none"> Adjudicated and waiting Law Department review Ensuring proper notice of hearing, judgment, & intent
08 Salvage	17	20		+3	<ul style="list-style-type: none"> FEMA Historic Preservation determined for Salvage Permitting and selective salvage come before ACM testing
09 ACM Test	3	14		+11	<ul style="list-style-type: none"> For non-salvage properties testing precedes permitting Awaiting testing or test results
10 Permit	5	6		+1	<ul style="list-style-type: none"> Ready to be permitted for demolition Awaiting application, payment, or delivery of permit
11 Transmit	38	26		-12	<ul style="list-style-type: none"> Transmitted or ready to transmit to demolition contractor May be waiting for utilities disconnects Awaiting abatement (when required) and demolition
12 Demolished	111	134		+23	<ul style="list-style-type: none"> Property has passed all preliminary checks Demolition is underway or completed
13 Indefinite Hold	103	72		-31	<ul style="list-style-type: none"> May not reach final disposition under FEMA program NCDC/HDLC Denials State funding programs Official City or State requests to place on hold
14 In Compliance	287	322		+35	<ul style="list-style-type: none"> Homeowner has brought property into compliance Includes properties demolished by owner Public nuisance and blight remediated

Change in February:

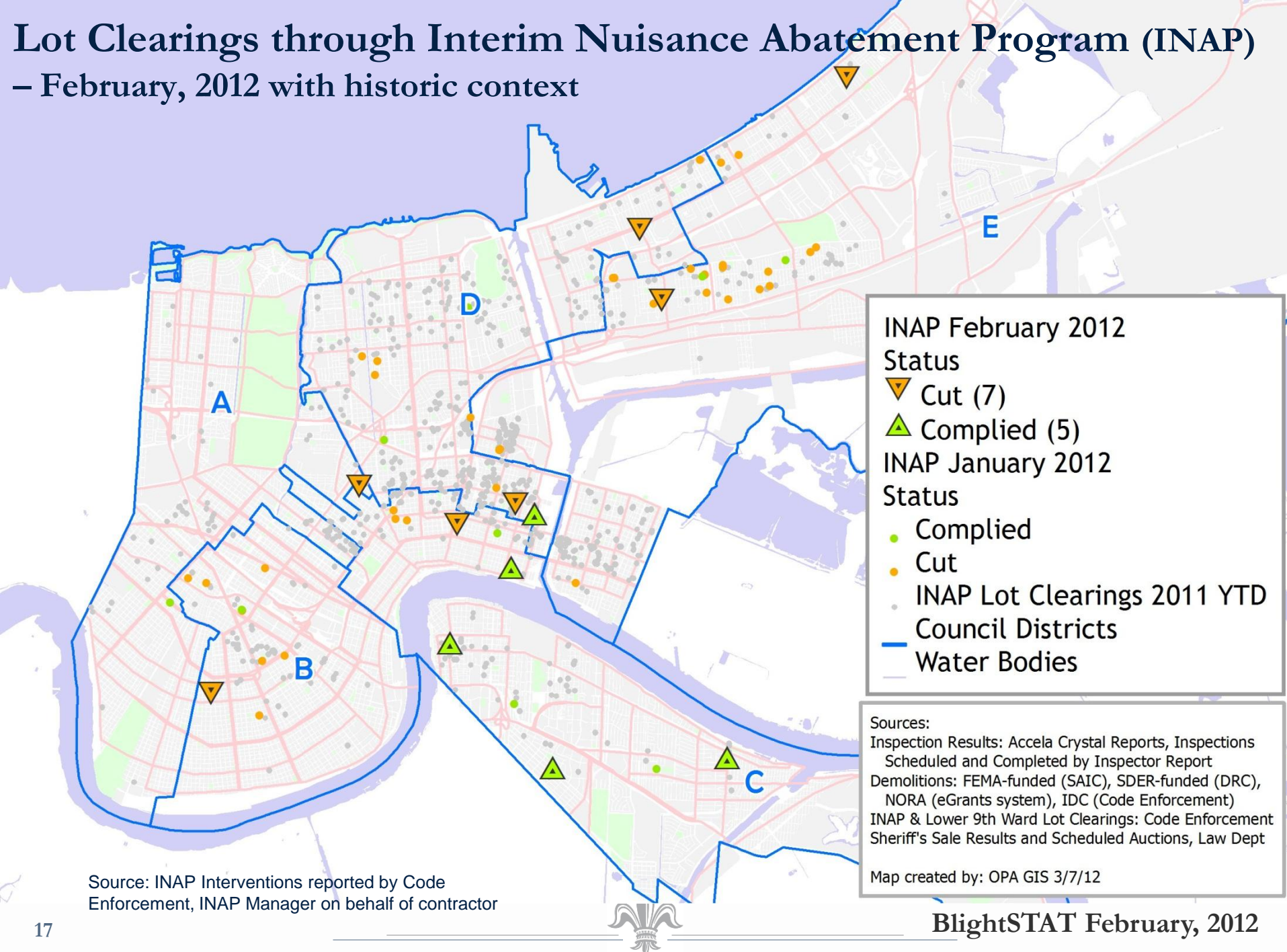
35 to Compliance

23 Demolitions / 48 Units



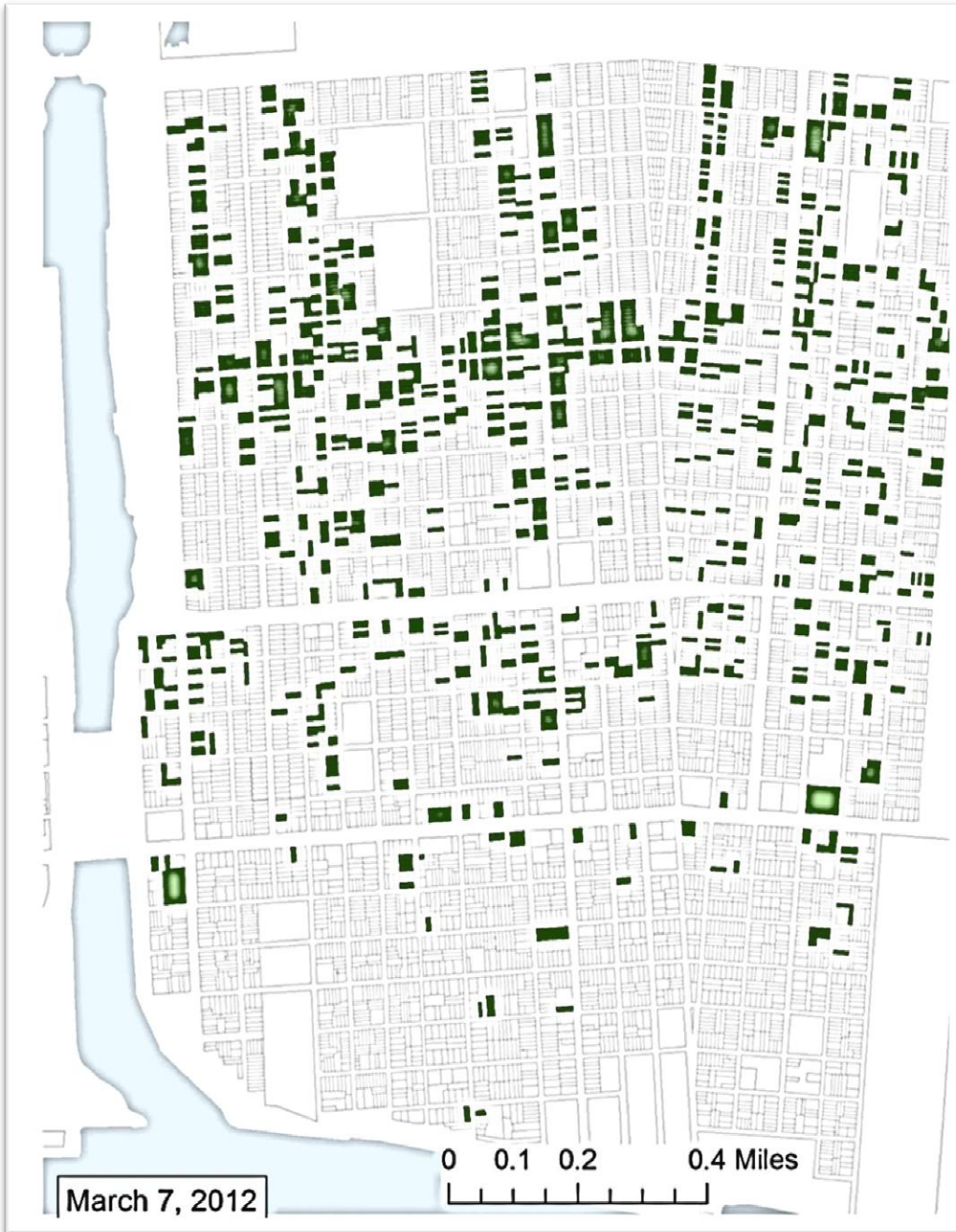
Lot Clearings through Interim Nuisance Abatement Program (INAP)

– February, 2012 with historic context

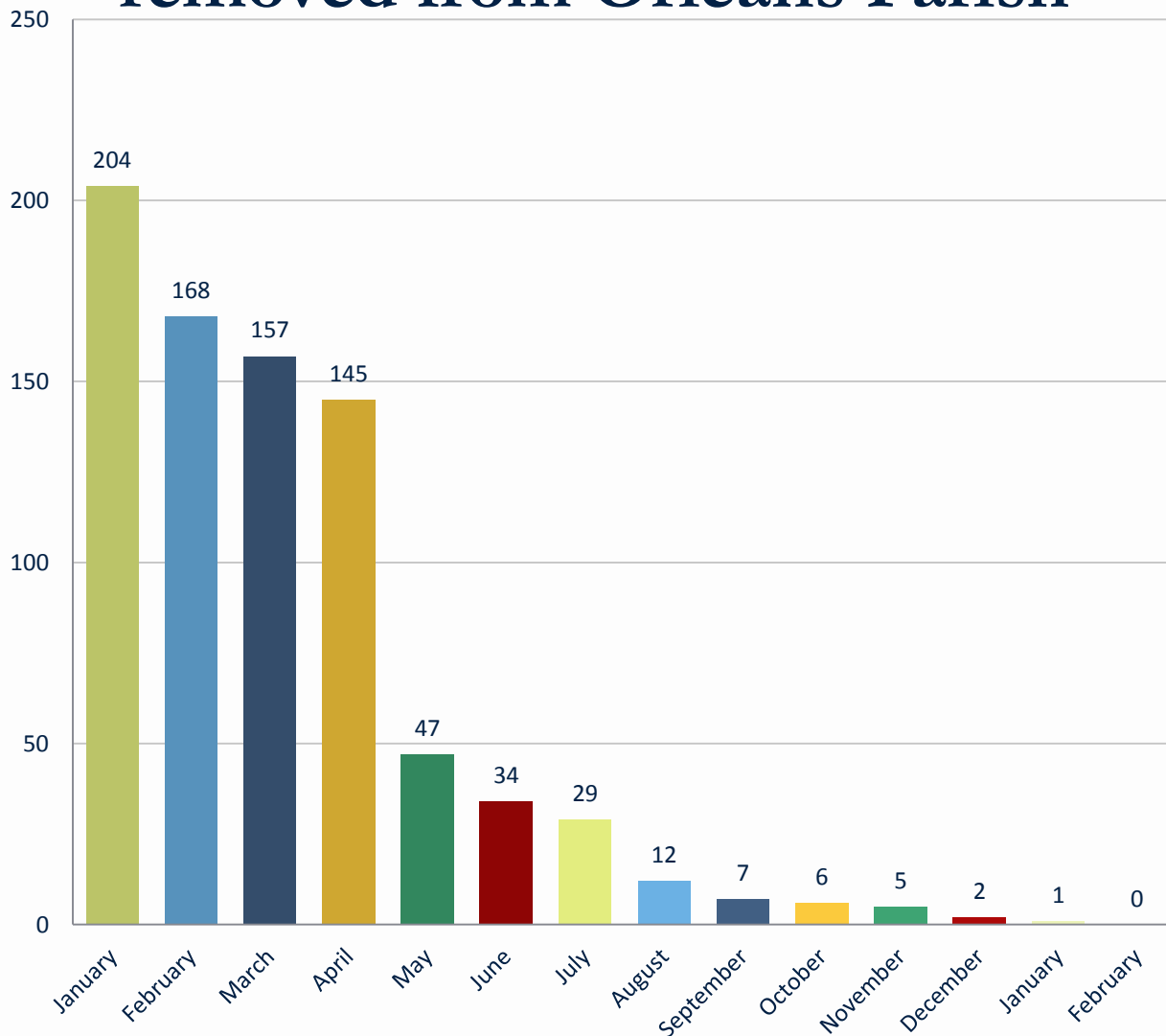


Lower 9th Ward Lot-Clearing Pilot Program

Over 1200 cuts completed
through February, 2012



All FEMA Trailers have been removed from Orleans Parish



Source: Safety & Permits, FEMA

NATION NOW

Last FEMA trailer leaves New Orleans six years after Katrina

February 15, 2012 | 1:01 pm

Comments 5 +1 1 Tweet 32 Recommend 29



The last FEMA trailer in New Orleans has left the city, closing a brutal chapter in New Orleans' history more than six years after Hurricane Katrina stormed through the region and the levee system failed.

The Federal Emergency Management Agency on Wednesday [announced](#) that the trailer, officially known as a temporary housing unit, had departed Sunday. The announcement described the event as "a significant Hurricane Katrina recovery milestone."

The temporary housing units, which included travel trailers and mobile homes, became a symbol of the scale of the 2005 Katrina disaster. Television coverage mesmerized the nation, showing people trapped on rooftops to avoid floodwater, long lines of vehicles packed with people forced to flee inland and people who sought safety in the Louisiana Superdome. Meanwhile, the National Guard was patrolling the streets in an attempt to restore order.

"For more than six years, temporary housing units were located on private properties, group and industrial sites, and in commercial mobile home/RV parks across New Orleans while her residents recovered from the devastating effects of Hurricane Katrina," Andre Cadogan, FEMA's Louisiana Recovery Office deputy director of programs, said in a statement. "The transition of this final household is a huge success for our agency, the state, the city, local nonprofits, and all others who contributed to helping return normalcy to New Orleans and those who live here."

That upbeat tone was echoed by Mayor Mitch Landrieu.

"At the end of the day, FEMA trailers were never meant to be permanent housing units, so I'm glad that our code enforcement efforts coupled with FEMA case work has helped individuals transition to permanent housing," Landrieu stated. He replaced C. Ray Nagin, who served eight years as mayor and was in office when the hurricane hit and the levees failed.

"Another page has turned in New Orleans' post-Katrina history," Landrieu said.

The 2005 Atlantic hurricane season was the most active in U.S. history, and Katrina ranks as the costliest and one of the most deadly hurricanes. Property damage has been estimated at more than \$81 billion, and at least 1,830 people were killed in the storm.

<http://latimesblogs.latimes.com/nationnow/2012/02/last-fema-trailer-leaves-new-orleans-six-years-after-hurricane-katrina.html>



CODE LIEN FORECLOSURES



63 of 116 Files Accepted for Foreclosure proceedings during Period

|| Sold to NORA or Road Home

■ Demolitions

■ In Compliance / Occupied

■ Noticing Issue

■ Liens cancelled/rescinded

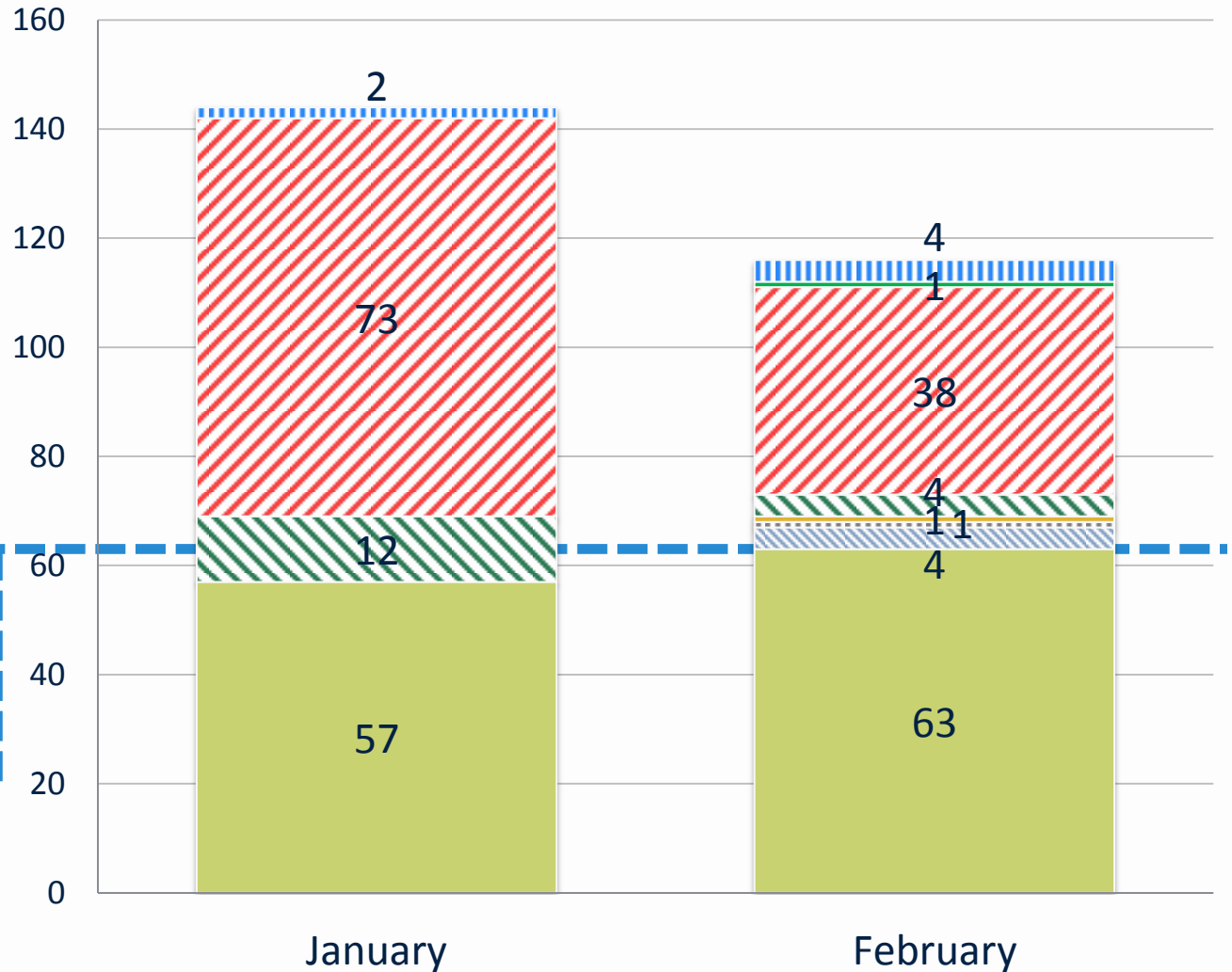
■ Involved in Bankruptcy Proceedings

■ Homestead Exemption

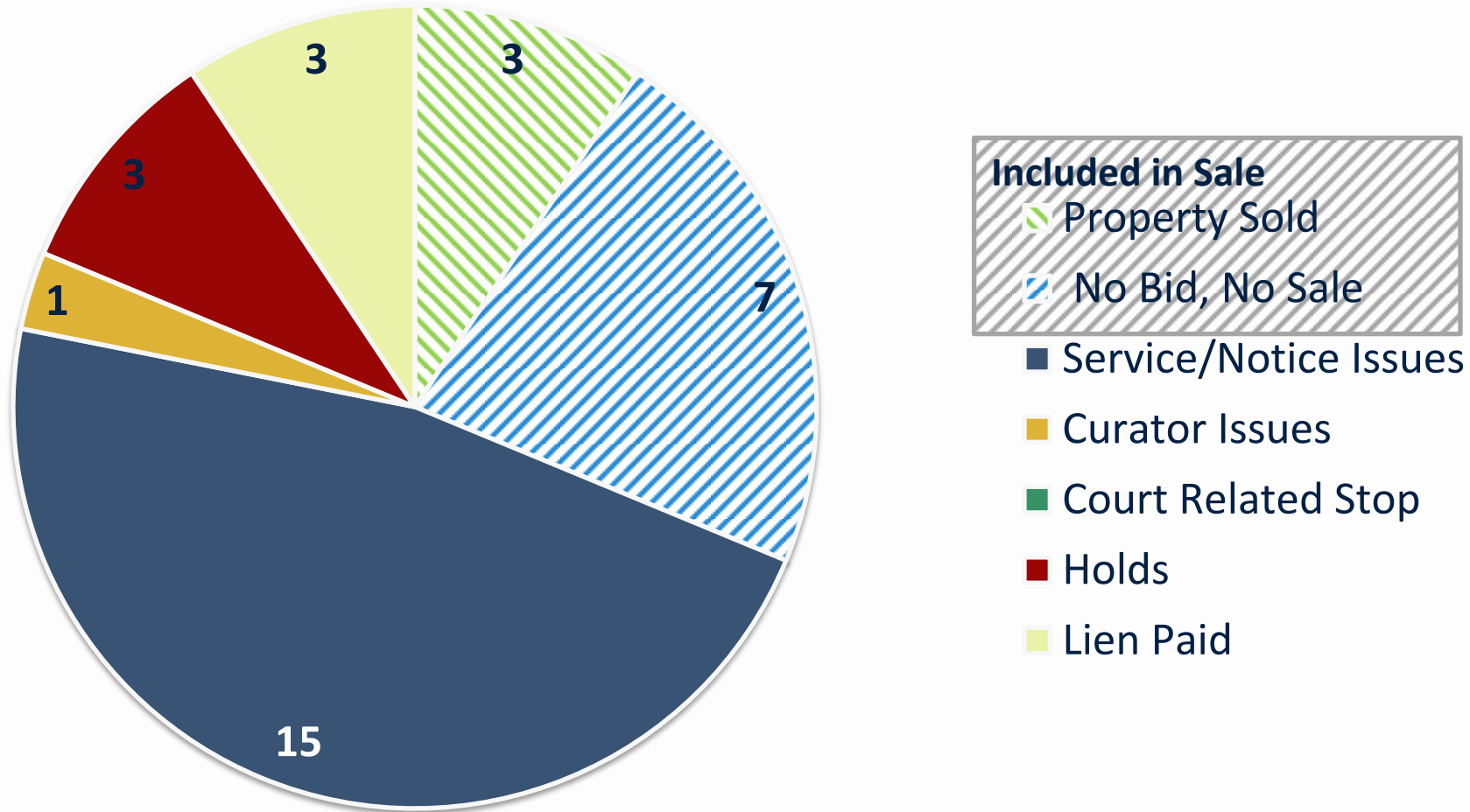
■ Bank Writ Predates Judgment

■ Files Accepted

Target: 63 files accepted per month

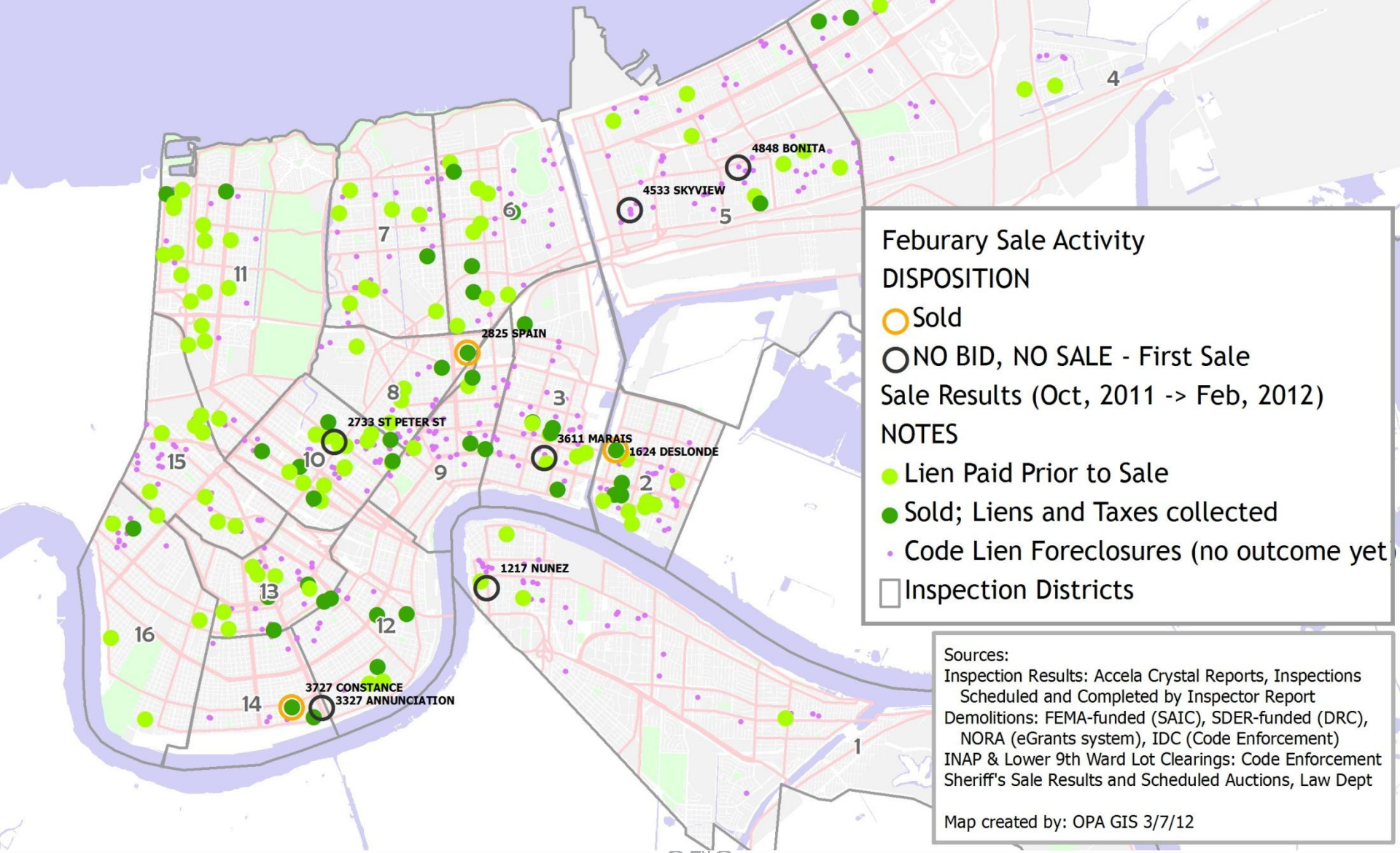


Outcomes of 32 Properties Scheduled for Sheriff's Sale in February

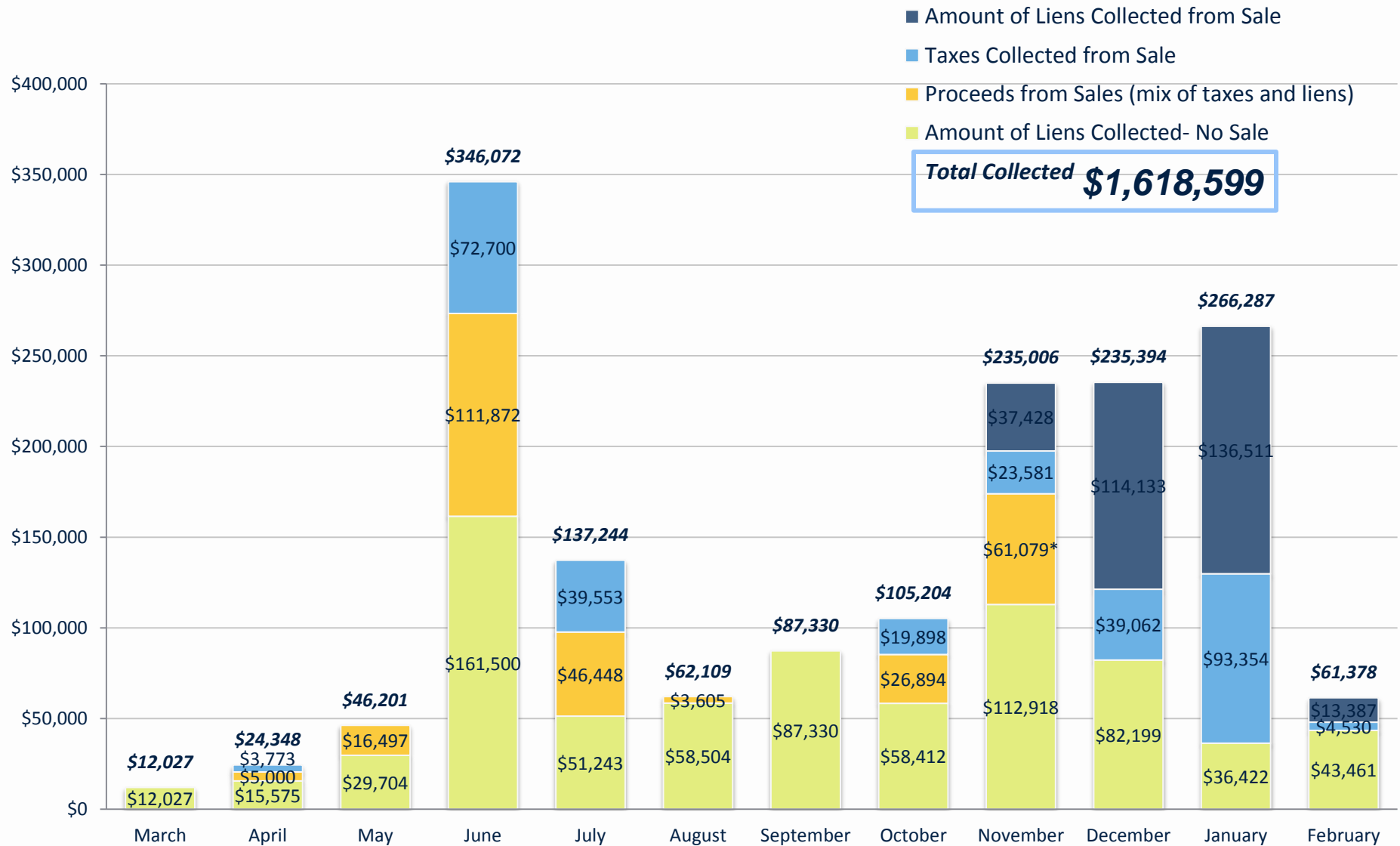


Results from Code Lien Foreclosure process

Properties sold and liens paid (October, 2011 – February, 2012)



Proceeds from Sales



*The \$61,079 reported for November was not shown graphically in Jan, 2012 report, but was included in the total figure

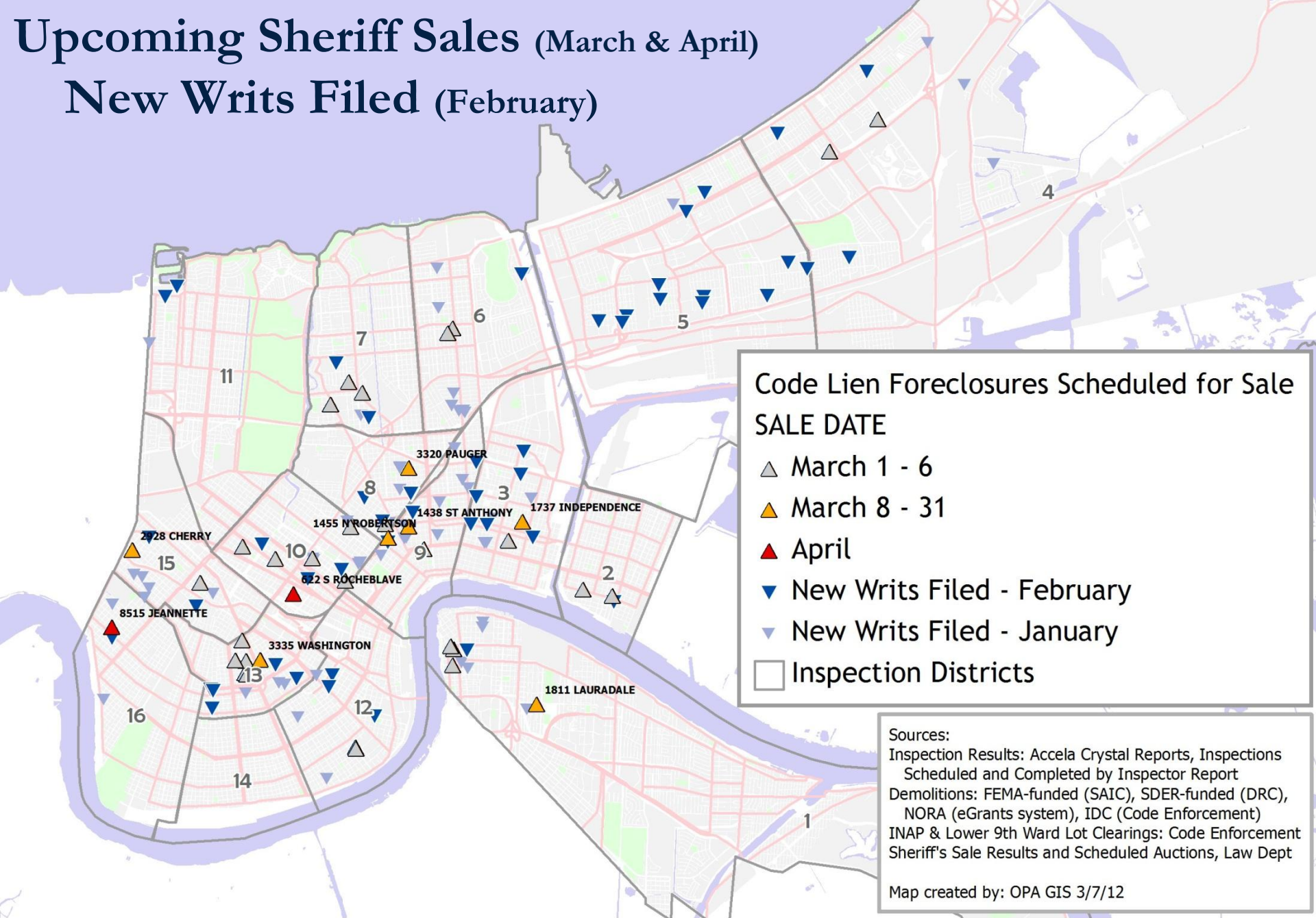
Source: Law Department, Housing Unit



BlightSTAT February, 2012

Upcoming Sheriff Sales (March & April)

New Writs Filed (February)

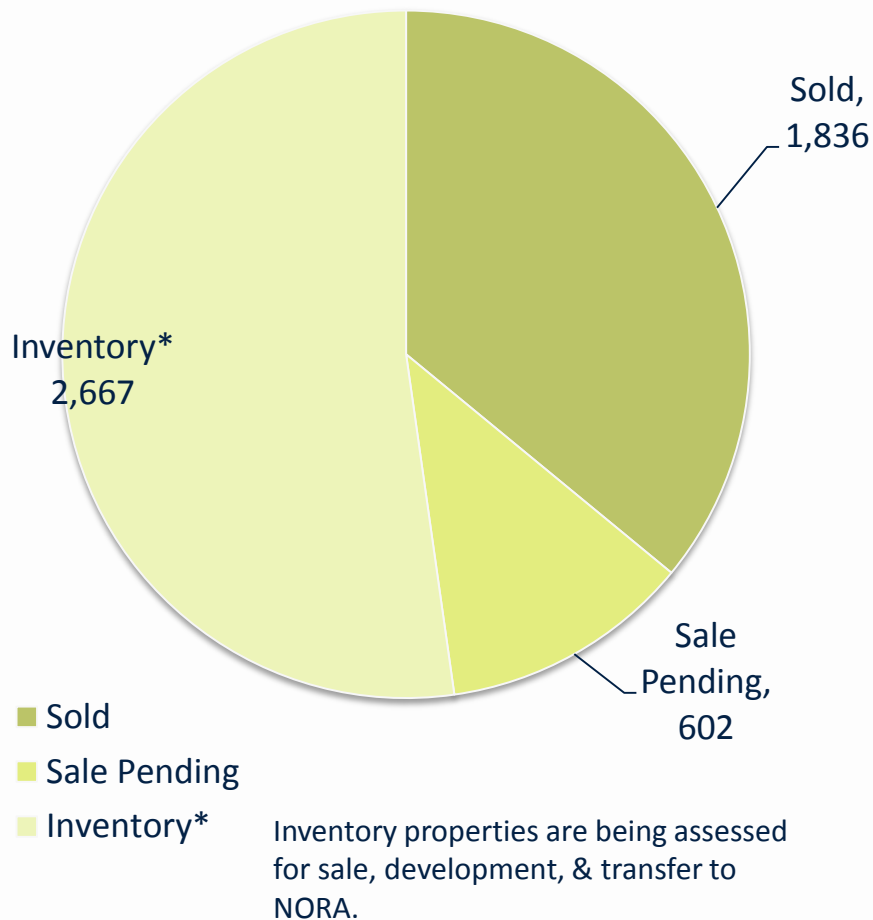


REINVESTMENT

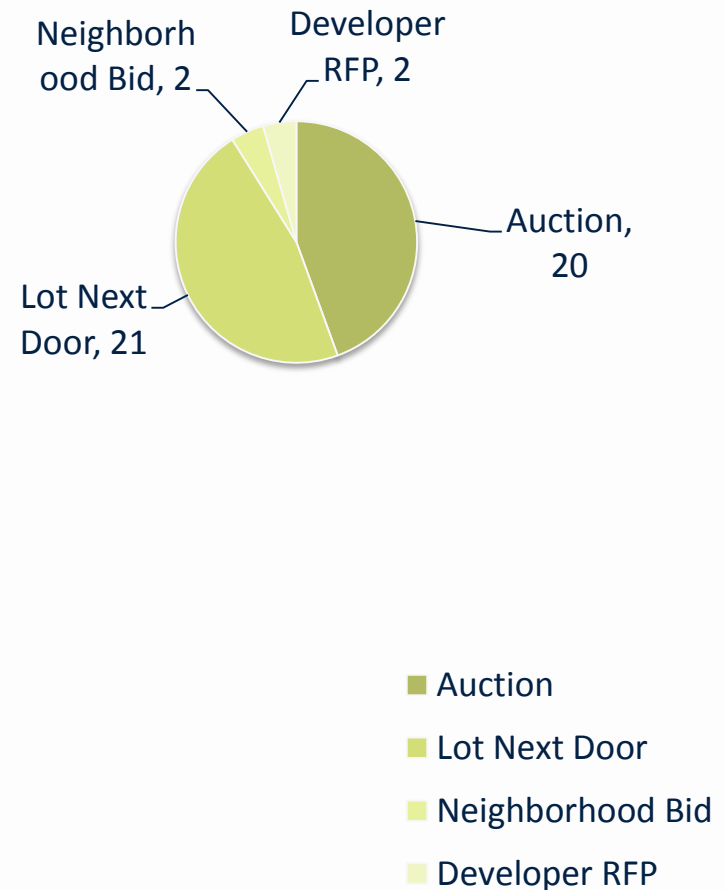


NORA Inventory Disposition

Status of State-owned Properties Orleans Parish



45 NORA Sales in February



Source: NORA



BlightSTAT February, 2012

Disposition plan of State-owned properties in Orleans Parish

Drawdown Date	Disposed Properties*
Feb. 8, 2012	500
Mar. 1, 2012	500
Apr. 1, 2012	500
May 1, 2012	2,157
Grand total	3,657

* Property dispositions include auctions, development agreements, and transfers to NORA.



Office of Community Development

Development Units Status

	Total Under Contract	Units in Pre-Development	Units Under Development	Units Completed 2010-Present
Rental Housing Program <p>The Rental Housing Program provides affordable rental housing for low-moderate income families. Funds are provided to Not-For Profit and For-Profit Housing Development Organizations for the acquisition, rehabilitation, new construction and soft development cost associated with developing affordable rental housing.</p>	404	108	295	1
Homeownership Development Program <p>This program provides homeownership opportunities by developing properties through acquisition, rehabilitation or new construction of homes that will be sold to low-income families. Not-for-Profit and For-Profit Housing Development Organizations can apply for HOME funds to subsidize the cost of construction, land acquisition and down payment assistance that will produce a code compliant home.</p>	159	99	40	20
Owner-Occupied Rehabilitation Program <p>The Owner-Occupied Rehabilitation Program provides financial assistance to low-income homeowners to enable them to bring their residences into compliance with the Federal Government's Housing Quality Standards and the International Residential Code adopted by the City of New Orleans. The program is administered by Not-For-Profit Housing Organizations and In-House OCD staff.</p>	299	29	122	148



Evaluation Form

Are you a city employee or a member of the public?

On a scale 1-5, how useful was this meeting to you?

(1= least useful and 5= most useful)

What's working?

What's not working?

