



# **2022 Capital Budget Proposal**

**Office of Infrastructure  
Ramsey J. Green, DCAO**

---

**City of New Orleans**

**1**

# **Introduction**

# Agenda

---

- I. Introduction
- II. Requested Capital Funding 2022-2026
- III. Projected Revenue Sources 2022-2026
- IV. Bond Sale
- V. 2022 Capital Budget Goals
- VI. CPA Facilities Highlights
- VII. DPW Infrastructure Highlights
- VIII. Resilience & Sustainability Highlights

# Introduction



**City of New Orleans**  
Mayor LaToya Cantrell

November 1, 2021

To My Fellow New Orleanians:

We are living in uncertain times and while it has been yet another tough year, our people continue to persevere and city continues to rise. We have pushed forward through our recovery from the COVID-19 global pandemic and one of the most destructive, Category 4 storms to make landfall in southeast Louisiana. But New Orleanians always get up and find a way to turn crisis into opportunity.

There is an unprecedented amount of work under way both on our vertical and horizontal infrastructure projects. As our capital budget is developed, we remain focused on making strategic capital investments to replace our aging infrastructure and make our city even more resilient.

Our 2020 bond sale of more than **\$300M** is the largest, one-time new money bond sale in our city's history and will function as a local stimulus to rebuild infrastructure and infuse funding into our economy all at the same time. These bonds will allow us to use existing millage rates to repair our streets and drainage lines, build stormwater management projects and improve our public spaces.

We are addressing our most pressing problems of today while building a strong and successful foundation for generations to come. Your continued support and engagement in the budget process is more important now than ever, and I pledge to you that we will make every penny count and every resident heard, as we work together to keeping this City moving forward.



**2**

# **Requested Capital Funding 2022-2026**

# 2022 – 2026 Requested Capital Funds by Grouping

The 2022 – 2026 Capital Budget includes over 150 capital budget requests from City Departments and other Agencies

Category	Total Appropriation Request
Streets & Storm Water Management (Sustainability)	\$885,000,000.00
Improvement of Public Spaces (Parks, Libraries, Museums, Other Public Facilities)	\$233,421,597.00
Public Safety (NOPD, NOFD, etc.)	\$139,747,485.00
Airport	\$125,000,000.00
<b>Total</b>	<b>\$1,383,169,082.00</b>

**3**

# **Projected Revenue Sources 2022-2026**

# 2022- 2026 Projected Funds by Source

Type of Project	Total Appropriated
FEMA Reimbursements (FEMA)	285,000,000.00
General Obligation Bonds (Bonds)	<b>\$ 200,000,000.00</b>
Self Generated Funds (FMC, NOAB)	\$ 10,690,000.00
Miscellaneous Capital funds (MCF)	\$ 100,000.00
<b>Total</b>	<b>\$495,790,000.00</b>

The above noted revenue sources do not include the \$274 million from the recently sold bond funds that are being applied to projects from the 2021 – 2025 Capital Program.



**4**

# **Bond Sale**

# Bond Sale Project Categories

*Enhanced Flexibility to Accomplish Bond Targets*

**Total Issuance: \$374.3 million\* (\$300M, \$74.3M Premium)**

---

Streets and Roads DPW - \$87.1m	Storm Water Mgmt. DPW - \$65.4m	Bridges DPW - \$22.4m	Public Safety CPA - \$58.4m	Public Facilities CPA - \$61.1m
Parks and Recreation CPA - \$35.7m	Libraries and Museums CPA - \$6.1m	Affordable Housing OCD \$18.7m	Project Mgmt. \$12.4m	Public Art & Project Mgmt. \$5.4m

**5**

# **2022 Capital Budget Goals**

# 2022 Capital Budget Goals

---

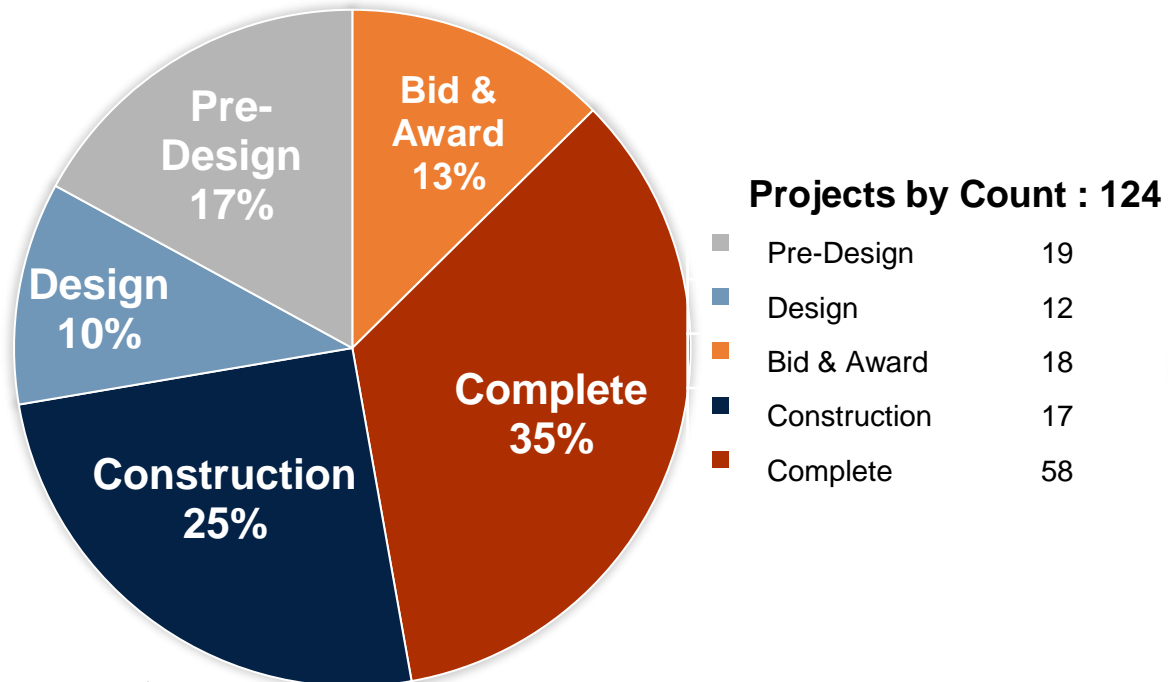
- Accelerate the DPW / SWBNO Joint Infrastructure Recovery Response (JIRR) Program
- Continue work on remaining facilities projects and additional projects added thru the recent Bond Sale
- Invest in innovative water management projects
- Continue closeout of FEMA projects to ensure full reimbursement

**6**

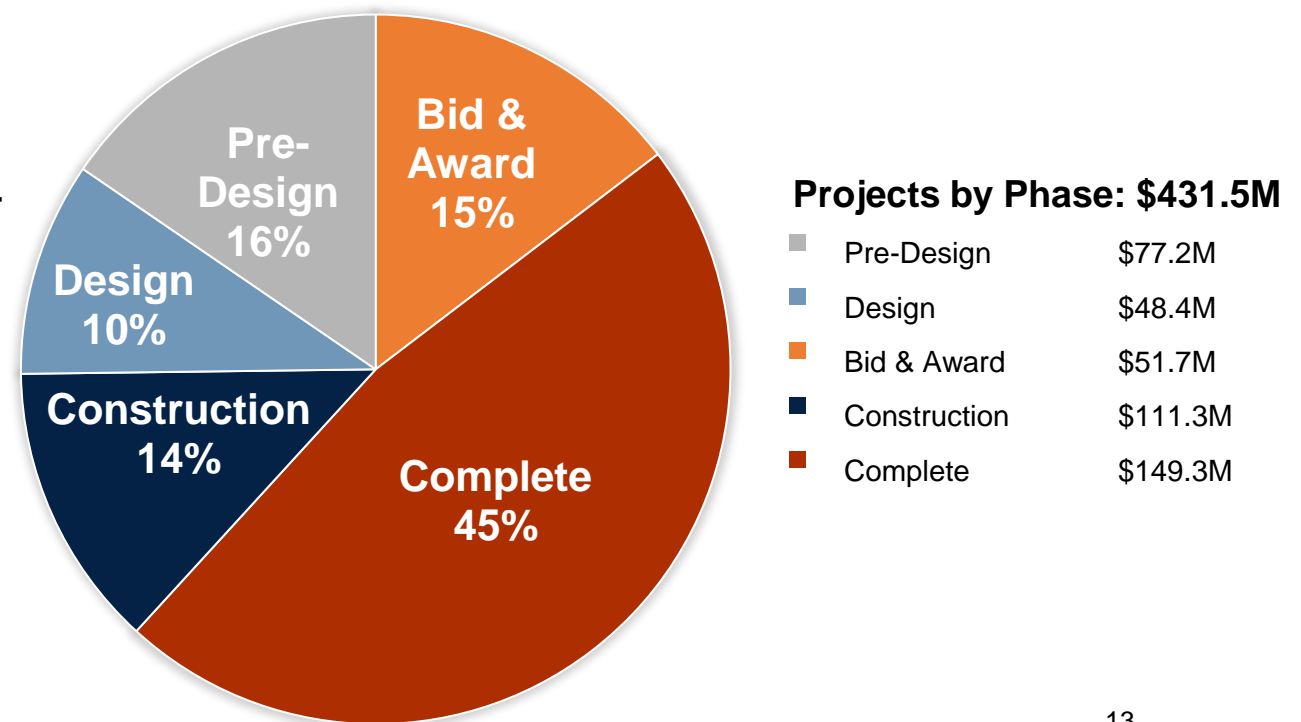
# **CPA Facilities Highlights**

# CPA Capital Projects Portfolio

Phase % Breakdown – By Phase/Count



Funding % Breakdown by Phase/Cost



# 2020 Department Accomplishments

## Completed 15 Capital Projects (\$63.2 mil)



**City Hall MEP (Supply Side)  
Upgrades**

FEMA – \$5.1M/ Bonds – \$347K



**Citywide Generator Installation**

HMGP – \$789K



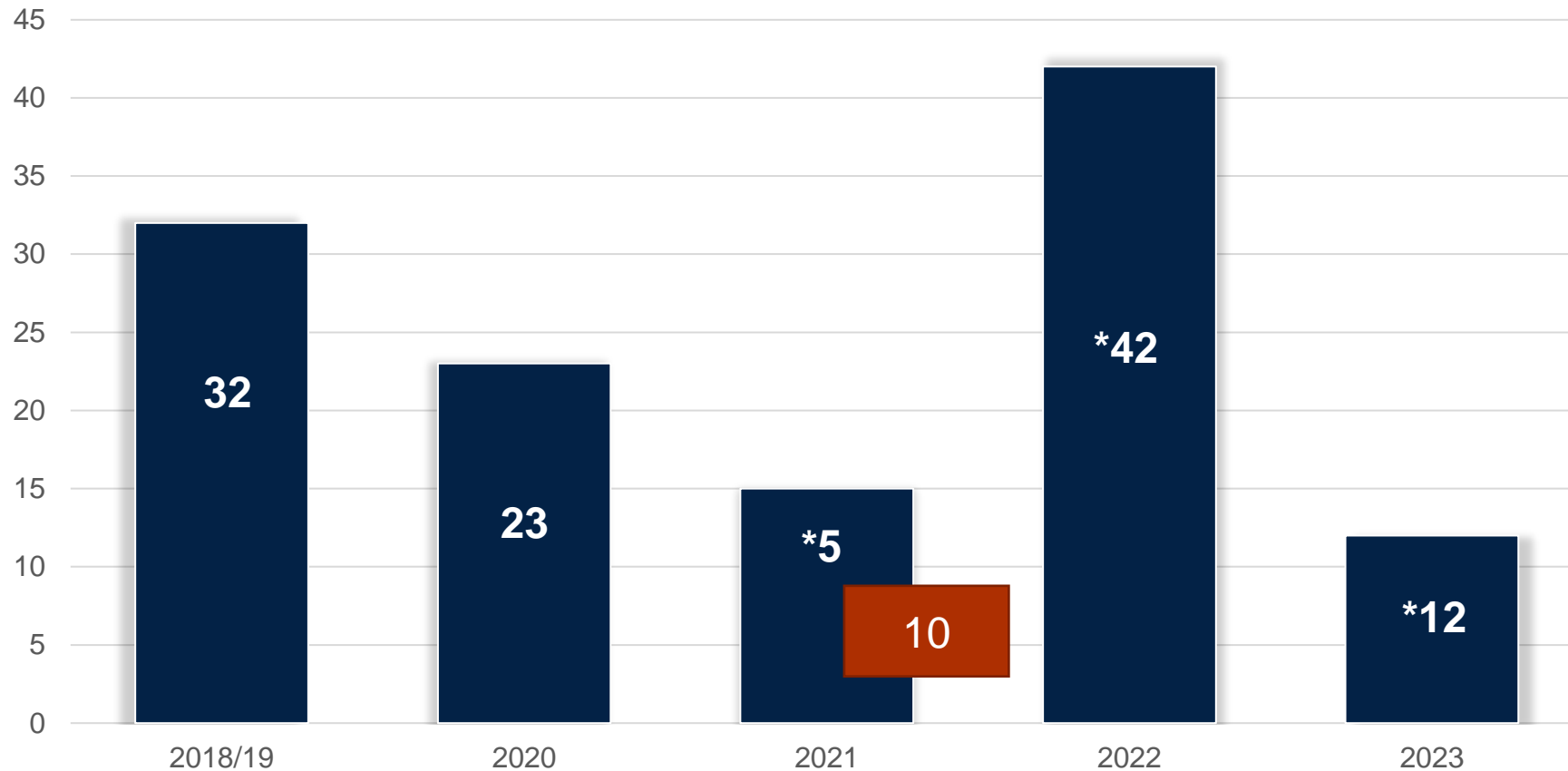
**Low Barrier Shelter – Phase II**

CDBG - \$5M / Bonds – \$277K



# Facilities Projects

## Projects Completed by Year



Completed Projects by Year: 2018 – 2023		
YEAR	#	%
2018/19	34	26%
2020	55	45%
2021	70	57%
2022	112	91%
2023	124	100%

*\*Projected Completion*



# 2022 Department Goals

*Complete 42 capital projects at a budgeted value of \$91million*



Village D'Lest Playground Multi-Purpose Bldg. (\$2.1 mil)

1 West Elevation

1/8" = 1'-0"

**Materials:**

Concrete structure with composite roof of the structure and exterior wall construction. Metal roof panels with and finish use on steel with copper or bronze or painted metal roof panels. Glass and aluminum frame and impact resistant polycarbonate system are utilized for the main entry and windows. The floor finish and design are subject to change upon final design review.

**Measurements:**



All materials were chosen for their low maintenance profiles and maximum durability.

All exposed metal will be either shop painted or painted with high performance coating systems.

**Climate Response & Energy Conservation:**

Energy efficiency was considered in the design process and will meet or exceed all requirements.

Roofing will be provided in the north and on the east face.



Criminal Evidence & Processing Center (\$25mil)

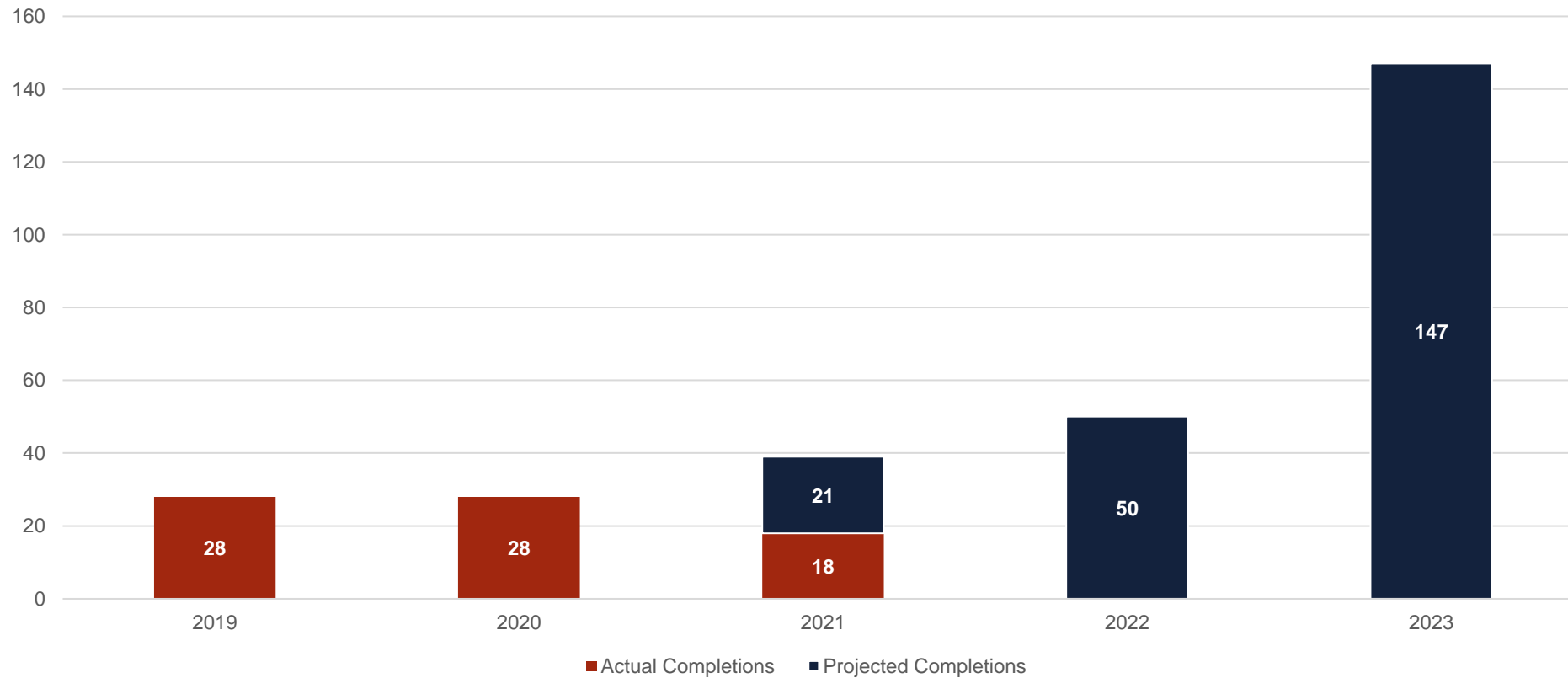




# **DPW Infrastructure Highlights**

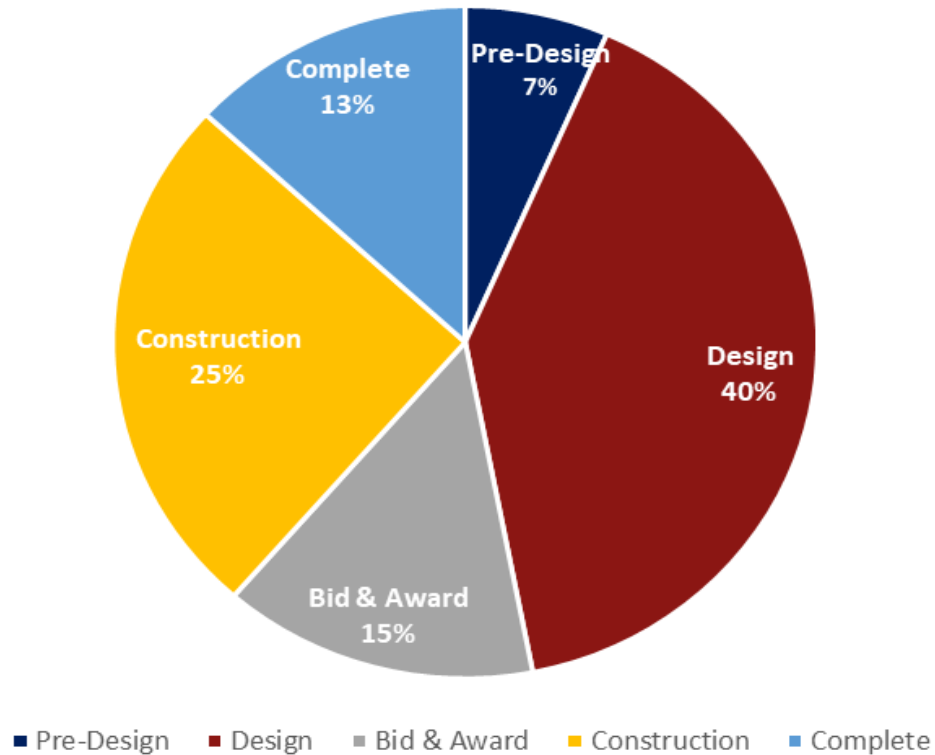
# DPW Infrastructure Highlights

*Projects Completed by Year – ALL DPW Projects*



# Infrastructure Highlights (cont'd)

## DPW JIRR Project Breakdown by Phase



### JIRR PROJECTS - By Phase

Phase	# of Projects	Total Funding
Pre-Design	15	\$273M
Design	92	\$527M
Bid & Award	33	\$234M
Construction	58	\$492M
Complete	30	\$132M
<b>Total</b>	<b>228</b>	<b>\$1.6B</b>

# Infrastructure Highlights - DPW

*Over \$2.2B of combined DPW/S&WB work across the City*

---

- JIRR Program spending accelerated, approximately 5% (\$75M) of City's \$1.6B Obligation Reimbursed
  - Completed 30 road projects worth **\$132M**
  - 58 road projects under construction worth **\$492M**
  - 11 JIRR projects worth **\$78M** are projected to begin in the 4<sup>th</sup> Quarter of 2021.
- Procuring new equipment to improve in-house asphalt paving operations
- Updating City Code to increase enforcement capabilities re: stormwater and encroachments in the ROW



# JIRR Adaptability / Continuous Improvement

---

- ✓ Moving to Task Order Based Contracts (*Limits the number of blocks under construction at one time*)
- ✓ Consistent Performance Evaluations
- ✓ Infrastructure Leadership Team Site Visits / Weekly meetings with project team to ensure accountability and better overall coordination of projects
- ✓ Two-Week Look Ahead Schedules Due 48-hours ahead of bi-weekly progress meetings
  - Unauthorized Work = Non-Payment
  - Deviation from Approved Scheduled = Non-Payment
  - Failure to Submit Two-Week Look Ahead = Non-Payment

**8**

# **Resilience & Sustainability Highlights**

# Hazard Mitigation Grant Program

Project Name	Budget	Status
Dillard University Drainage Project	\$6,582,102	Closeout
Pontilly Drainage Project	\$15,533,000	Construction
Mirabeau Water Gardens	\$16,300,000	Advertisement
Hagan Lafitte Drainage Upgrades and Green Infrastructure	\$7,000,000	Construction
Lakeview Drainage Upgrades and Green Infrastructure	\$5,000,000	Combined with Lakeview City Park
St Roch Section 1	\$7,500,000	Advertisement
Drainage Pump Station 01 (Broadmoor) Drainage Upgrades and Green Infrastructure	\$50,992,560	100% Design awaiting EHP clearance
Oak Park Green Infrastructure	\$1,496,983	Advertisement
Lakeview City Park	\$18,000,000	90% Design
<b>TOTAL</b>	<b>\$110,396,550</b>	



# National Disaster Resilience Projects

Project Name	Budget	Status
Mirabeau Water Gardens- Enhancements	\$11,500,000	Planning
Dillard Wetland	\$6,300,000	60% Design
Blue-Green Corridors	\$40,000,000	90% Design
St. Anthony Green Streets	\$18,663,095	90% Design
Pontilly Neighborhood Enhancements to Dwyer Canal	\$3,000,000	Planning
London Canal Art Installation	\$500,000	90% Design
Milne Campus Green Infrastructure	\$8,000,000	Planning
St Bernard Neighborhood Campus	\$10,000,000	90% Design
Homeowner Resilience Retrofit Program	\$5,000,000	Construction
Microgrids	\$5,000,000	Planning
Energy Redundancy and Monitoring	\$1,034,839	Planning
Water Monitoring Network	\$1,081,352	75% Design
Workforce Development	\$3,000,000	Procurement
<b>Total</b>	<b>\$141,260,569</b>	