



100 RESILIENT CITIES

Neighborhood Leaders Roundtable

April 18, 2015

CITY RESILIENCE

Is the capacity of individuals, communities, institutions, businesses, and systems within a city to **survive, adapt, and grow** no matter what kinds of **chronic stresses and acute shocks** they experience.









CITY RESILIENCE

Is the capacity of individuals, communities, institutions, businesses, and systems within a city to **survive, adapt, and grow** no matter what kinds of **chronic stresses and acute shocks** they experience.

SHOCKS + STRESSES

ACUTE SHOCKS

Earthquake
Wildfires
Flooding
Sandstorms
Extreme cold
Hazardous materials accident
Severe storms and extreme rainfall
Terrorism
Disease outbreak
Riot/civil unrest
Infrastructure or building failure
Heat wave

A city's ability to maintain essential functions is threatened by both **acute shocks and **chronic stresses**.**

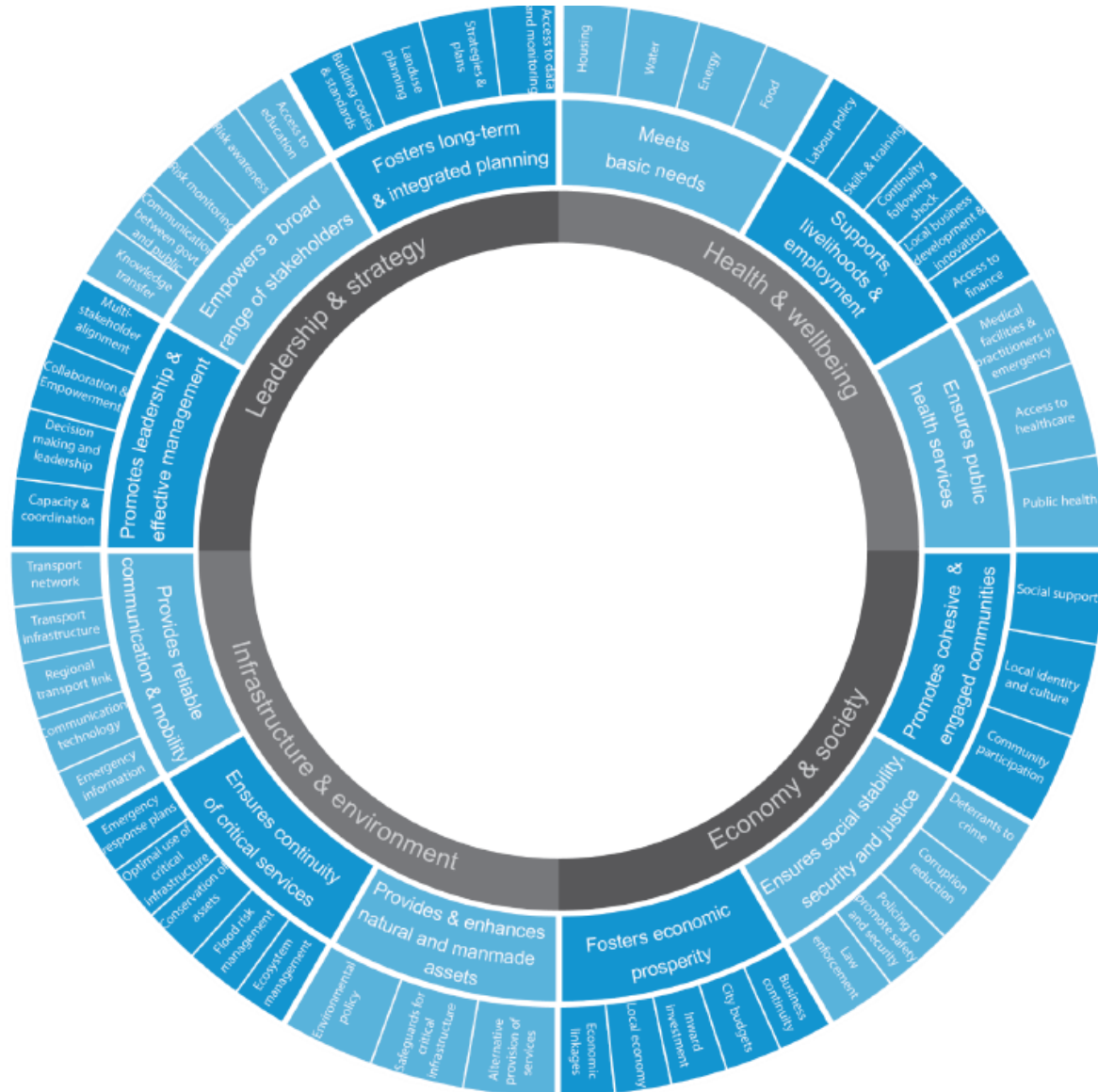
CHRONIC STRESSES

Water Scarcity
Lack of affordable housing
Poor air quality
High unemployment
Homelessness
Changing demographics
Lack of social cohesion
Poverty/inequity
Aging Infrastructure
Shifting macroeconomic trends
Crime & violence

RESILIENCE STRATEGY

By developing a strategy that looks at these threats together, New Orleans becomes more able to **respond to shocks** and is overall better able to **deliver basic functions, especially to the poor and vulnerable.**

RESILIENCE: NOT ONLY INFRASTRUCTURE



PIONEERED BY THE
ROCKEFELLER FOUNDATION

100

RESILIENT

CITIES

CLINTON GLOBAL INITIATIVE



PIONEERED BY THE
ROCKEFELLER FOUNDATION

100

RESILIENT

CITIES

Why 100 RC?

1913: 10%
of the world's population
lived in cities.



2013: 50%
of the world's population
lives in cities.



2050: 75%
of the world's population
will live in cities.

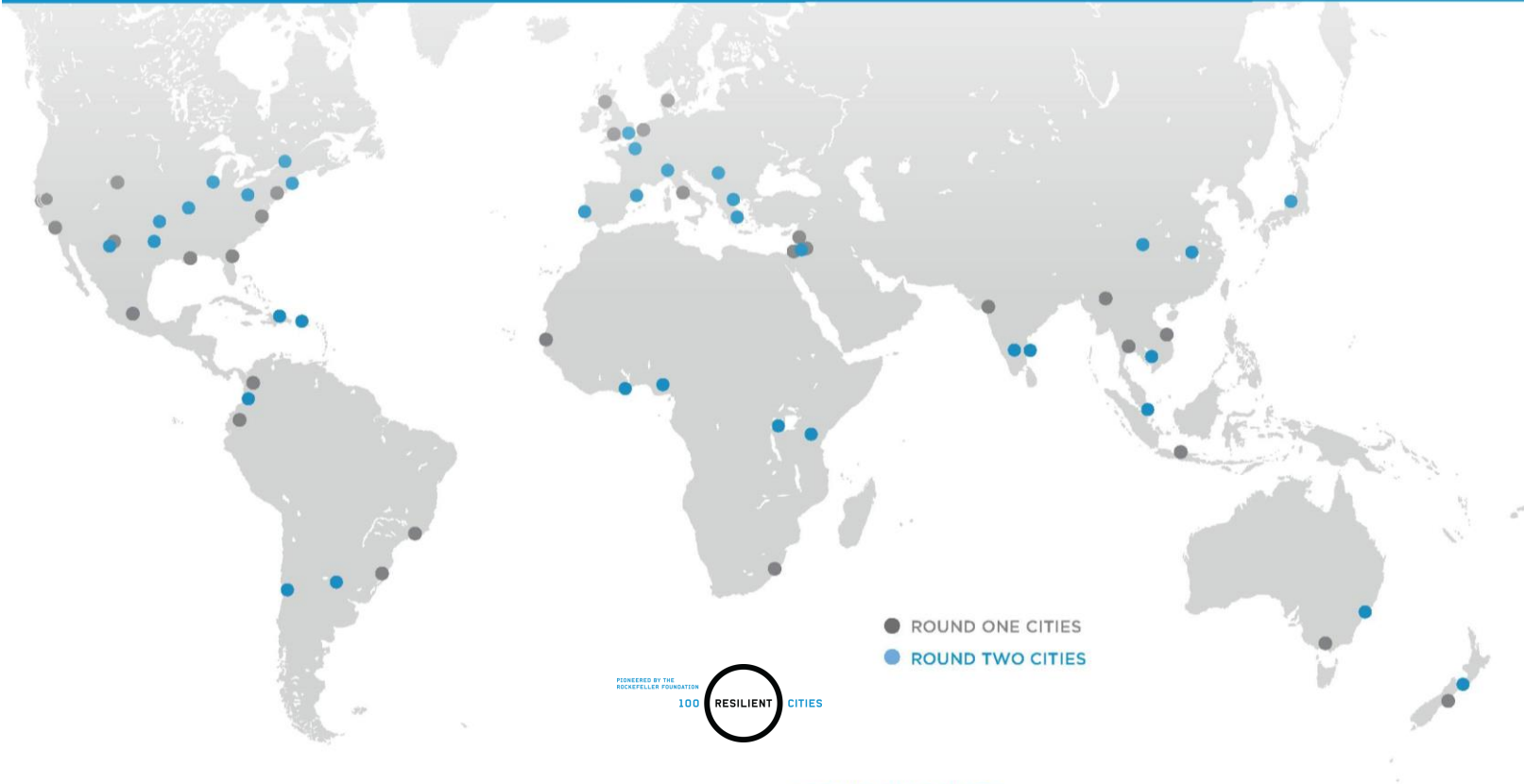


There's no doubt: natural and manmade shocks and stresses will continue to hit the world's cities.
The cost of urban disasters in 2011 alone was estimated at over \$380 billion.

IT'S TIME FOR CITIES TO ACT.

Our Member Cities

14



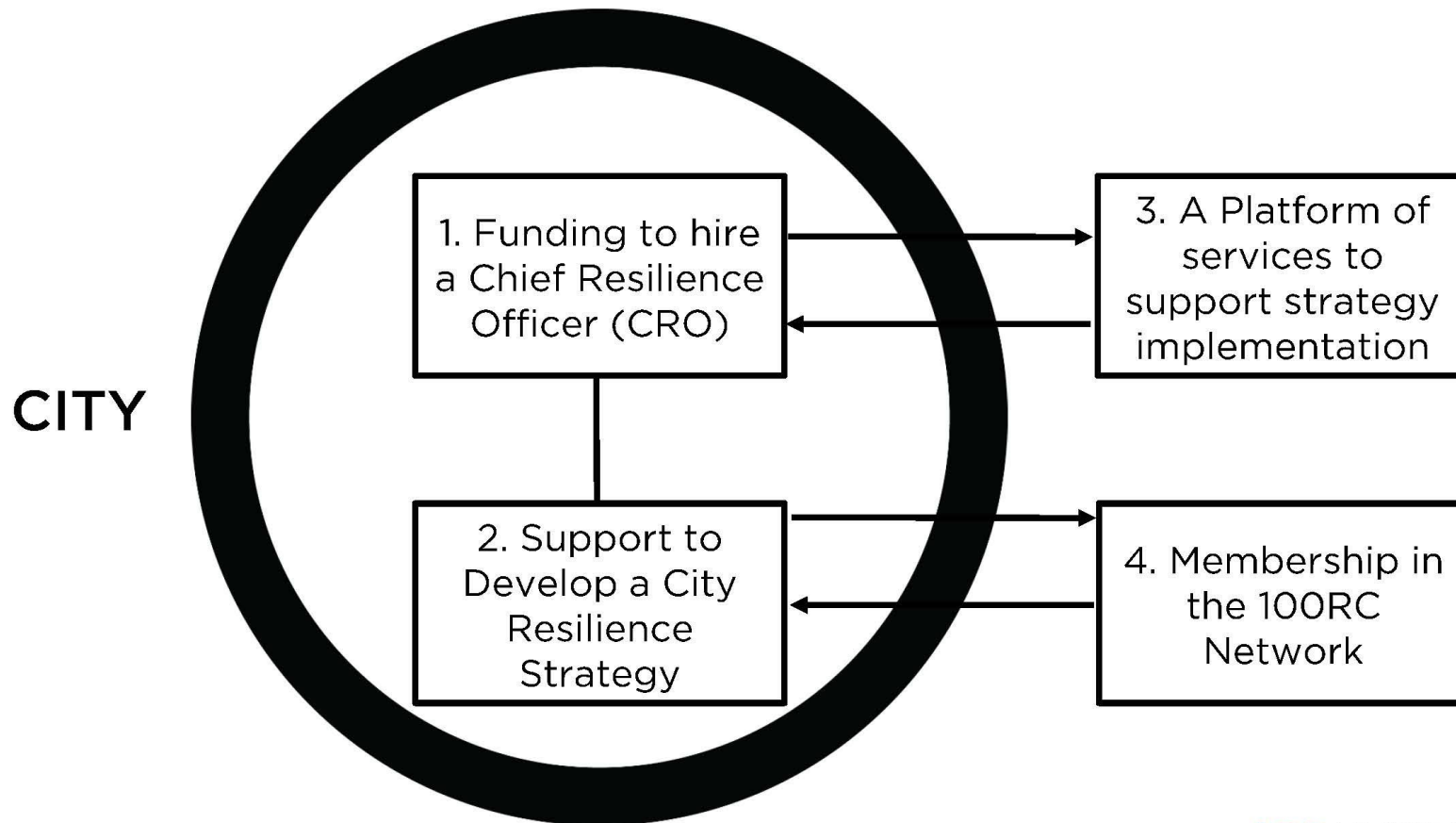
ROUND ONE CITIES:

Ashkelon	Glasgow	Porto Alegre
Bangkok	Jacksonville	Quito
Berkeley	Los Angeles	Ramallah
Boulder	Mandalay	Rio de Janeiro
Bristol	Medellín	Rome
Byblos	Melbourne	Rotterdam
Christchurch	Mexico City	San Francisco
Da Nang	New Orleans	Semarang
Dakar	New York City	Surat
Durban	Norfolk	Vejle
El Paso	Oakland	

ROUND TWO CITIES:

Accra	Deyang	San Juan
Amman	Enugu	Santa Fe
Arusha	Huangshi	Santiago de los Caballeros
Athens	Juárez	Santiago, Metropolitan Region
Barcelona	Kigali	Singapore
Belgrade	Lisbon	St. Louis
Bengaluru	London	Sydney
Boston	Milan	Thessaloniki
Cali	Montreal	Toyama
Chennai	Paris	Tulsa
Chicago	Phnom Penh	Wellington City
Dallas	Pittsburgh	

Each member city will receive **four types of support**



100 RESILIENT CITIES

The Chief Resilience Officer will have broad responsibilities




Work across silos to create and implement resilience strategy



Serve as a senior advisor to the mayor or municipal leader



Promote resilience thinking and act as global thought leader



Coordinate resilience efforts across government and multi-sector stakeholders



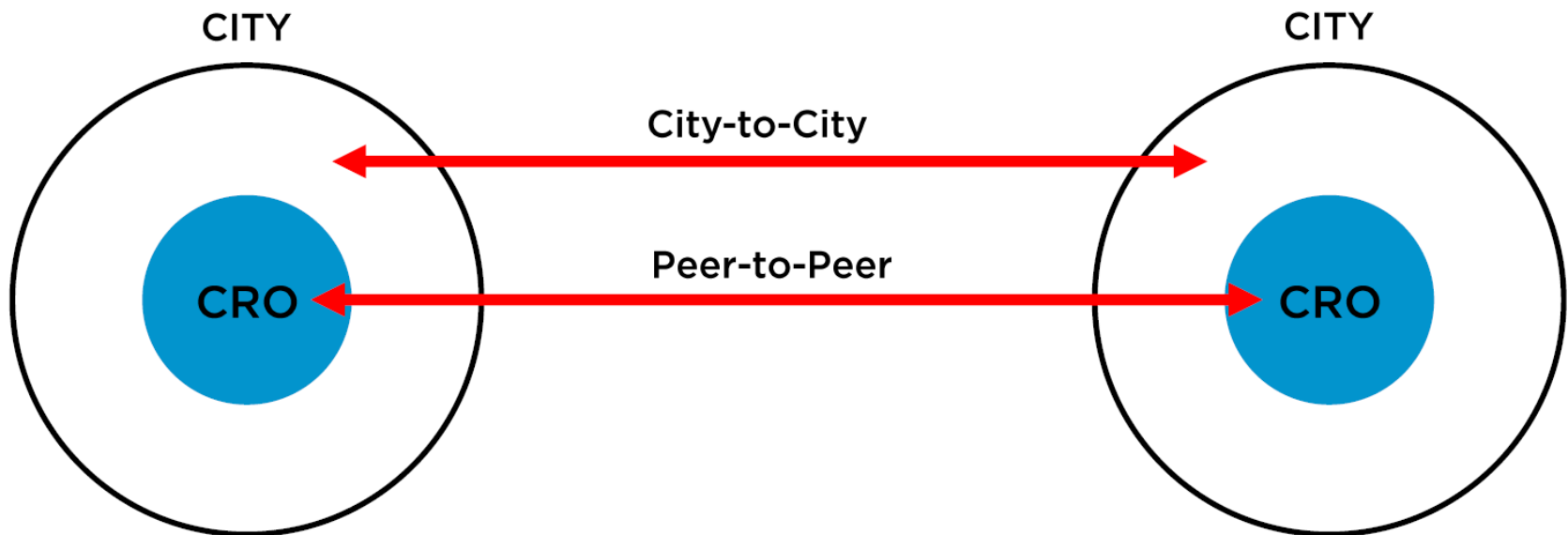
Liaise with other CROs, 100RC staff, and service providers via the network and platform

100 RESILIENT CITIES

100RC NETWORK COMMUNICATION

17

Cities will be part of a 100RC “network” that will help them learn, gain visibility, and join a global resilience conversation.



100RC CRO Summit

November 2014



- Experienced New Orleans as a ‘living laboratory’ for resilience
- Challenged CROs to analyze and embrace interdependencies
- “Transformative” experience for global practice and practitioners

CURRENT PLATFORM PARTNERS



The current 100RC Platform Catalog is composed of more than 35 partners, with 29 services for greater than \$150 million commitment value and growing.

OVERVIEW OF THE CITY RESILIENCE STRATEGY²⁰

Phase I – 2-3 Months



Phase II – 3-5 months

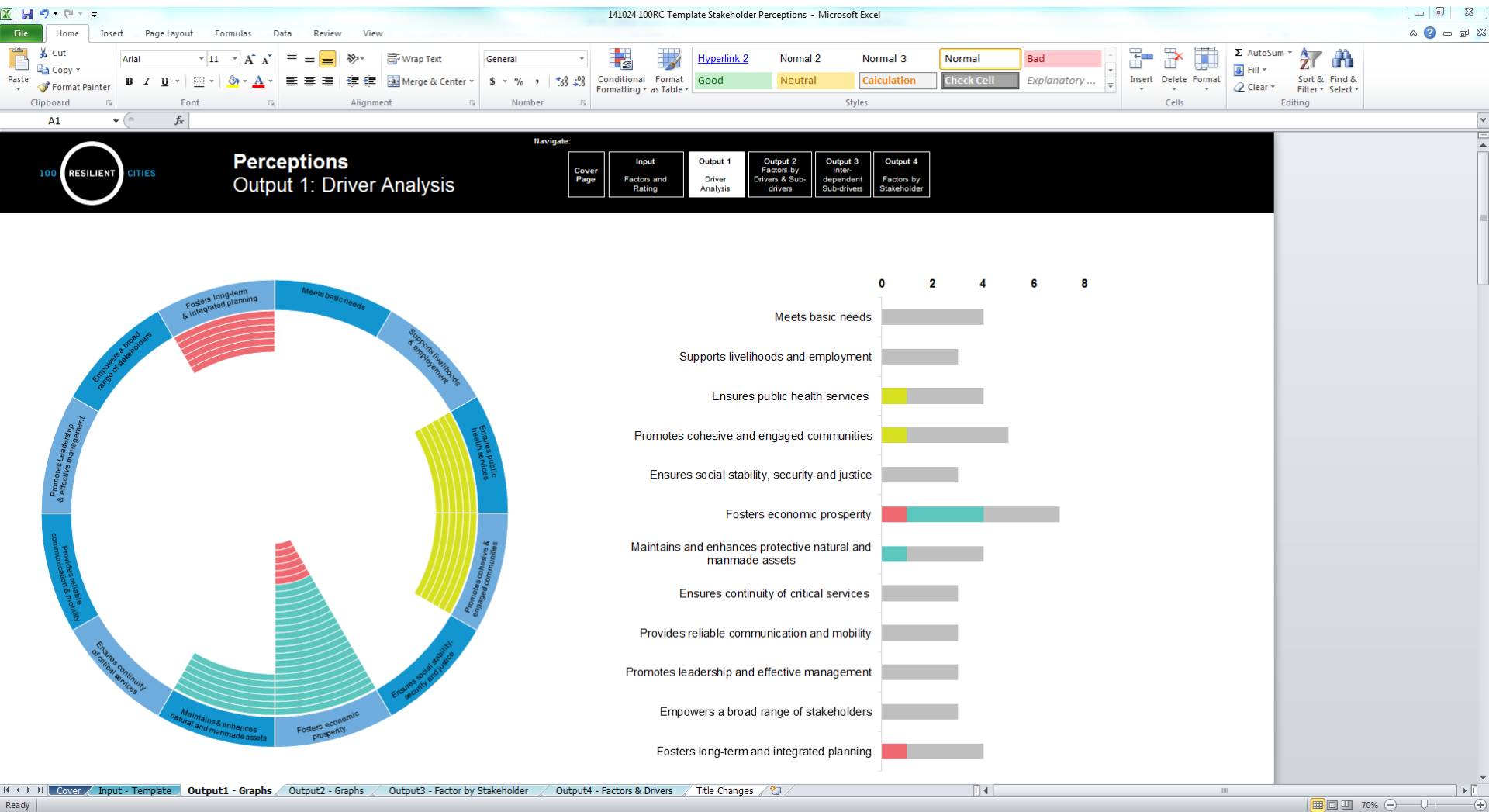


STAKEHOLDER ENGAGEMENT

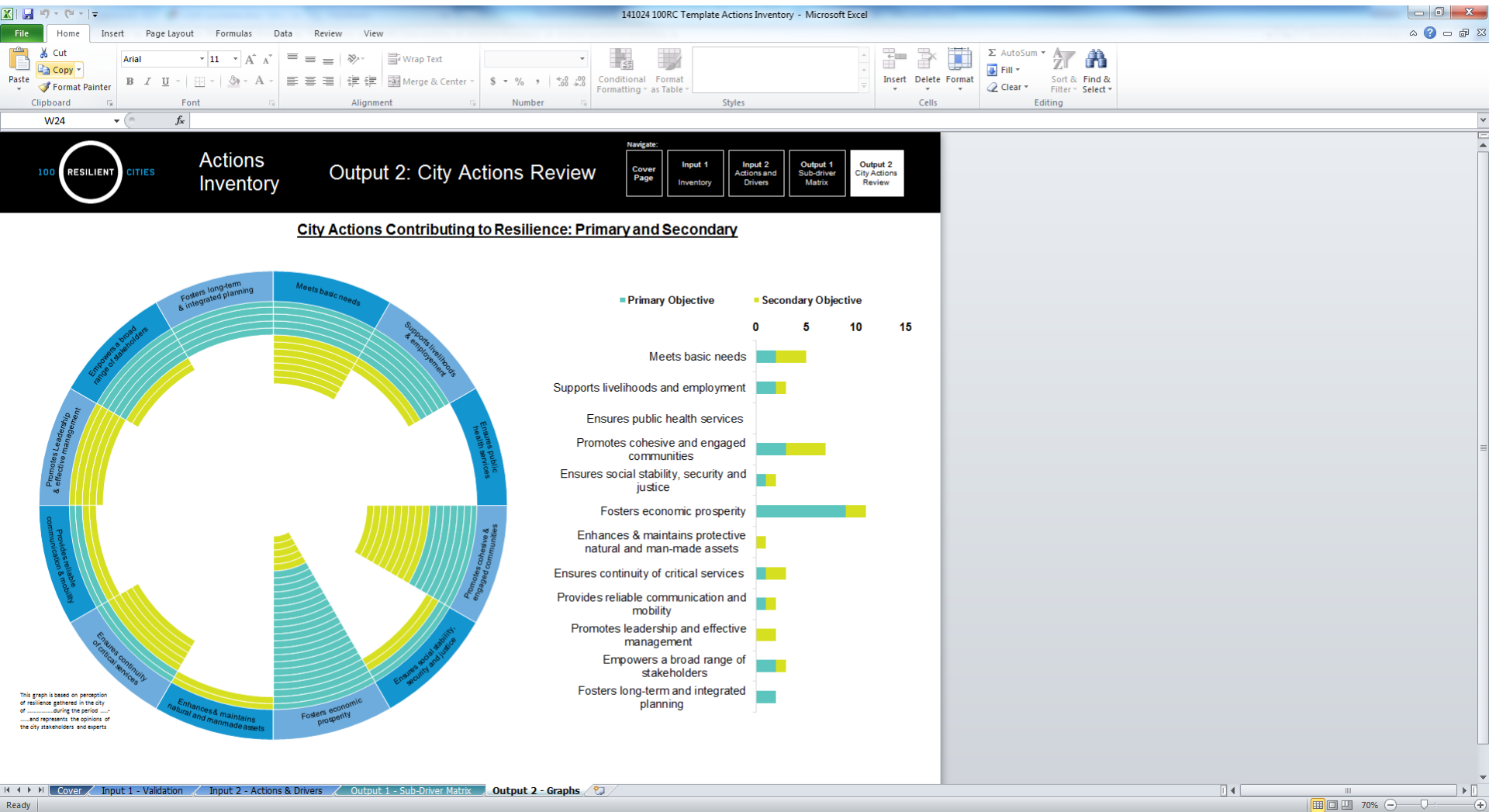
21



PERCEPTIONS ASSESSMENT



ACTIONS INVENTORY



WHERE WE ARE TODAY

24

- **Shocks and Stresses Workshop – February 2014**
- **Strategy Kickoff Meetings – January 2015**
 - Perceptions Assessment with **City Leadership**



- **Stakeholder Engagement – February-April 2015**
 - **City Council Members**
 - **Key External Stakeholders**

- **Preliminary Resilience Assessment – April 2015**
- **Phase II**
 - Focus Areas
 - Programs and Projects
 - Community Engagement
- **Resilience Strategy – August 2015**







28

